

Decorative Columns

The Greeks would be jealous. Try some of our decorative columns inside your Parthenon! See the samples and charts below and on the following pages for available milling options. Milling options may vary in appearance as the column width changes. Intermediate and smaller sizes than those listed are available. Also see our fireplace columns for smaller standard sizes. All columns and posts are stain grade hardwoods and non-load bearing for interior use only.



35360-750-96-M9-VG4

Mission Series

MILLING OPTIONS: 4 Sides	CODE
Circle 1 Fluted	CIR1-F4
Circle 2 Fluted	CIR2-F4
Fluted	F
Fluted & Grooved	FG
Mission 4 LH V-Grooved	M4L-VG4
Mission 4 RH V-Grooved	M4R-VG4
Mission 6 Centered V-Grooved	M6C-VG4
Mission 6 LH V-Grooved	M6L-VG4
Mission 6 RH V-Grooved	M6R-VG4
Mission 9, V-Grooved	M9-VG4
Mission 15, V-Grooved	M15-VG4
MILLING OPTIONS: 2 Opposite Sides	CODE
Circle 1 Fluted	CIR1-F2
Circle 2 Fluted	CIR2-F2
Mission 4 LH V-Grooved	M4L-VG2
Mission 4 RH V-Grooved	M4R-VG2
Mission 6 Centered V-Grooved	M6C-VG2
Mission 6 LH V-Grooved	M6L-VG2
Mission 6 RH V-Grooved	M6R-VG2
Mission 9, V-Grooved	M9-VG2
Mission 15, V-Grooved	M15-VG2

FOR IMAGE DETAILS SEE PAGE 14

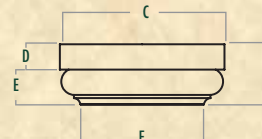


<<<< Mission Square Hollow Column Dimensions

Column Size	Shaft Dimensions *			
	Bottom Diameter "A"	Top Diameter "B"	Cap & Base Included	Standard Lengths (including cap & base)
550	5½"	5½"	Mission	6', 7', 8'
750	7½"	7½"	Mission	6', 7', 8', 9', 10'
950	9½"	9½"	Mission	6', 7', 8', 9', 10'
1150	11½"	11½"	Mission	8', 9', 10'

* Dimensions shown are after final field trimming of shaft bottom

Decorative Round Column Caps and Bases >>>>



Tuscan Base Dimensions (Used as a cap)

Column Size	Square Width "C"	Square Height "D"	Round Height "E"	Round Width "F"	Overall Height "R"	Model Number
550	9"	2"	2¾"	5¾"	4¾"	BASETUS550
750	11"	2"	2¾"	7¾"	4¾"	BASETUS750
950	13"	2"	2¾"	9¾"	4¾"	BASETUS950

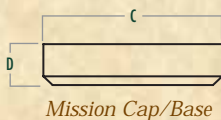


Attic Base Dimensions

Column Size	Square Width "CC"	Square Height "DD"	Round Height "EE"	Round Width "FF"	Overall Height "RR"	Model Number
550	9"	2½"	4"	5¾"	6½"	BASEATT550
750	11"	2½"	4"	7¾"	6½"	BASEATT750
950	13"	2½"	4"	9¾"	6½"	BASEATT950

Mission Cap/Base Dimensions

Column Size	Width "C"	Height "D"	Model Number
550	6⅞"	2½"	BASEMIS550
750	8⅞"	2½"	BASEMIS750
950	10⅞"	2½"	BASEMIS950
1150	12⅞"	2½"	BASEMIS1150







Decorative Solid Round Column Dimensions

Column Size	Shaft Dimensions *					
	Bottom Diameter "A"	Top Diameter "B"	Round Bottom Block "P" ^	Round Top Block "Q"	Cap & Base Included	Standard Lengths (including cap & base)
550	5 1/2"	5 1/2"	2"	1 1/2"	Attic Base with Tuscan Base for cap	6', 7', 8'
750	7 1/2"	7 1/2"	2 5/8"	2"	Attic Base with Tuscan Base for cap	6', 7', 8', 9', 10'
950	9 1/2"	9 1/2"	3 3/8"	2 1/2"	Attic Base with Tuscan Base for cap	6'

* Dimensions shown are after final field trimming of shaft bottom.
 ^ Round Bottom Block "P" dimensions are after field trimming for Attic bases. When using Tuscan base dimensions will be longer.
 These columns are manufactured from solid blanks with face and edge grain
 Our Columns have not been tested for their weight bearing ability and therefore are sold as NON-Weight bearing.



MILLING OPTIONS	CODE	Bristol	Carolina	Challis	Hampton	Colonial	Traditional 5035	Traditional 4040
Barley 2	BAR2		✓		except 10" x 6'			
Corkscrew	CS	✓	✓	✓	✓			
Fluted	F	✓	✓	✓	✓	✓	✓	✓
Fluted Sunburst	F1	✓	✓	✓	✓	✓	✓	✓
Reeded	R	✓	✓	✓	✓	✓	✓	✓
Ribbon 4	RIB4	✓		✓				
Rope Twist	RT		✓		✓			
Rope Twist 1	RT1		✓		✓			
Twist	TW		✓		✓			
Twist 1	TW1	✓	✓	✓	✓			
Twist 2	TW2	✓	✓	✓	✓			
Urn Fluted	UF		✓					
Shown plain on page		page 16	page 18	page 20	page 24	page 26	page 28	page 28