



Solid Hardwood Fireplace Columns

Your fireplace will be an outstanding feature to any room with our Decorative Fireplace Columns. Intermediate and smaller sizes than those listed are available. Also see our full-size Decorative Columns for large standard sizes. See the chart on the following page for available milling options as well as the Mission milling options below.



Mission Series

Mission Square Column Dimensions

Column Size	Shaft Dimensions			
	Bottom Diameter "A"	Top Diameter "B"	Cap & Base Included	Standard Lengths (DOES NOT include optional cap & base)
450	4 1/2"	4 1/2"	None	52"

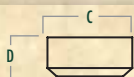
MILLING OPTIONS: 4 Sides

MILLING OPTIONS: 4 Sides	CODE
Chamfered	C
Chamfered & Fluted	CF
Chamfered & Grooved	CG
Chamfered, Fluted & Grooved	CFG
Circle 1 Fluted	CIR1-F4
Circle 2 Fluted	CIR2-F4
Fluted	F
Fluted & Grooved	FG
Mission 4 LH V-Grooved	M4L-VG4
Mission 4 RH V-Grooved	M4R-VG4
Mission 6 Centered V-Grooved	M6C-VG4
Mission 6 LH V-Grooved	M6L-VG4
Mission 6 RH V-Grooved	M6R-VG4
Mission 9, V-Grooved	M9-VG4
Mission 15, V-Grooved	M15-VG4

MILLING OPTIONS: 2 Opposite Sides

MILLING OPTIONS: 2 Opposite Sides	CODE
Circle 1 Fluted	CIR1-F2
Circle 2 Fluted	CIR2-F2
Mission 4 LH V-Grooved	M4L-VG2
Mission 4 RH V-Grooved	M4R-VG2
Mission 6 Centered V-Grooved	M6C-VG2
Mission 6 LH V-Grooved	M6L-VG2
Mission 6 RH V-Grooved	M6R-VG2
Mission 9, V-Grooved	M9-VG2
Mission 15, V-Grooved	M15-VG2

FOR IMAGE DETAILS SEE PAGE 14



Mission Cap/Base Dimensions

Column Size	Width "C"	Height "D"	Model Number
450	5 7/8"	2 1/2"	BASEMIS450

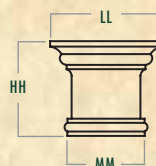


25360-450-CIR2-F4
Shown with Optional Cap/Base

Round No Tapered - Model 36005

Fireplace Round No Tapered Dimensions 36005

Column Size	Shaft Dimensions					
	Bottom Diameter "A"	Top Diameter "B"	Below Flute "N"	Above Flute "O"	Cap & Base Included	Standard Length (including cap & base)
200	2"	2"	NA	NA	Capital & Attic Base	52"



Capital Dimensions

Column Size	Overall Height "HH"	Top Width "LL"	Bottom Width "MM"	Model Number
200	2 3/4"	3 1/4"	2 1/4"	CAPITAL200



Attic Base Dimensions

Column Size	Square Width "CC"	Square Height "DD"	Round Height "EE"	Round Width "FF"	Overall Height "RR"	Model Number
200	3 3/4"	1 1/4"	2"	2 1/4"	3 3/4"	BASEATT200

MILLING OPTIONS	CODE
Plain	-
Reeded	R

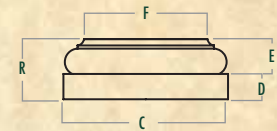


36005-200-52-R
Round No Tapered with Capital and Attic base

Decorative Fireplace Columns

Fireplace Decorative Round Column Dimensions

Column Size	Shaft Dimensions					
	Bottom Diameter "A"	Top Diameter "B"	Round Bottom Block "P"	Round Top Block "Q"	Cap & Base Included	Standard Length (DOES NOT include optional cap & base)
450	4½"	4½"	10"	10"	None	52"



Tuscan Base Dimensions (Use as Cap and Base)

Column Size	Square Width "C"	Square Height "D"	Round Height "E"	Round Width "F"	Overall Height "R"	Model Number
450	6¼"	1"	1¼"	4¾"	2¼"	BASETUS450



Shown in 4½" W x 52" H

Traditional 5067	Bristol	Carolina	Challis	Hampton	Colonial	Traditional 5035	Traditional 4040
25067-450 No Milling Options	25400-450-TW2	22005-450-RT1/UF	22105-450-RIB1	25300-450-BAR2	25015-450-F	25035-450-R	24040-450-F1

MILLING OPTIONS	CODE	Bristol	Carolina	Challis	Hampton	Colonial	Traditional 5035	Traditional 4040
Plain	-	✓	✓	✓	✓	✓	✓	✓
Barley 2	BAR2		✓		✓			
Corkscrew	CS	✓	✓	✓	✓			
Fluted	F	✓	✓	✓	✓	✓	✓	✓
Fluted Sunburst	F1	✓	✓	✓	✓	✓	✓	✓
Reeded	R	✓	✓	✓	✓	✓	✓	✓
Ribbon 1	RIB1	✓		✓				
Ribbon 2	RIB2	✓		✓				
Ribbon 3	RIB3	✓		✓				
Rope Twist	RT		✓		✓			
Rope Twist 1	RT1		✓		✓			
Twist	TW		✓		✓			
Twist 1	TW1	✓	✓	✓	✓			
Twist 2	TW2	✓	✓	✓	✓			
Urn Fluted	UF		✓					