



Our selection of Wall Rail Brackets includes a variety of styles, finishes and price points. All brackets shown have a setback (the measurement from the wall to the handrail centerline) of 2¾". If you require a different setback, please contact us. Actual finish color may vary from the photographs.

Wall Rail Brackets



602 Series
High quality SOLID BRASS brackets with the very best finish available. This is a forged bracket that is hand ground prior to receiving its final topcoat finish.



601 Series
Installers love these HEAVY DUTY brackets with our quality finishes. The single mounting hole allows these brackets to swivel to the angle of the rail during installation.



3002 Series
The most popular wall rail bracket design with our quality finishes.

Antique Brass	Oil Rubbed Bronze	Bright Brass	Black (Rough Finish)	Black (Smooth Matte Finish)	Bright Chrome	Dull Chrome	Nickel
602-A	602-ABO	602-B	602-BL	602-BLM	602-C	602-DC	602-N
601-A	601-ABO	601-B	601-BL	601-BLM	601-C	601-DC	601-N
3002-A	3002-ABO	3002-B	3002-BL	3002-BLM	3002-C	3002-DC	3002-N

Miscellaneous



3033 Dowel Screw Driver attaches to your drill and is threaded to accept dowel screws. This is a great accessory to quickly drive steel dowel screws into predrilled balusters.

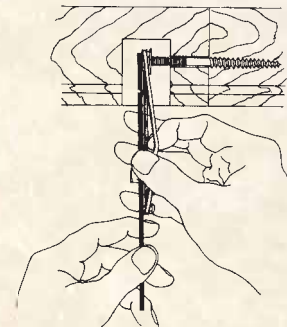


3076-100PK Steel Dowel Screws
Pack of 100 threaded dowel screws 5/16" diameter x 2-1/2" long.



901 Rail Bolt Wrench

It automatically threads the nut onto a rail bolt with the aid of a simple rubber band. It also helps to easily install the bolt and its special design allows for access to the nut for tightening.




Newel Mounting Kits



3004 Newel Mounting Kit is fully concealed when installed. Use on finished floors, starting steps or landings. Bolts and nuts are used to install steel insert. Newel is then fastened with hanger bolt into insert.




3005 The KeyLOCK™ Newel Post Fastener is fully concealable. No extra moulding or wood plug is required. Use on finished floor surfaces, stairs, nosing, ceramic tile, and concrete.

3006 Newel Plate Fastener and 3006-KIT Newel Plate Fastener with Trim provides a simple method for installing posts under carpet, over concrete and over finished floors. 3006 comes with plates and screws. 3006-KIT comes with plate, screws, and trim for up to 3-1/2" newel. Trim must be mitered and fit on the job- specify your wood species when ordering.



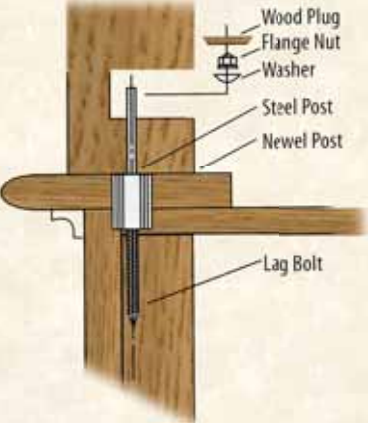


3008 Sure-Tite™ Newel Fastening System has become the most widely used newel post fastener among stair professionals. With the Sure-Tite™, a newel post can be installed securely in as little as ten minutes. It will not loosen over time and it can be installed directly over any finished floor. Our fastener is packaged with a 10-3/4" lag bolt, 1 washer, 1 nut and 2 plugs 1-1/2" W- 1 oak & 1 maple.




3009 and 3019 L-Bracket™ Newel Post Fasteners come with super heavy-duty extruded brackets, screws & mitered trim. Specify 3009 for 3" newels and 3019 for 3-1/2" newels. Also specify Oak, Poplar, Maple, Cherry, Alder, White Oak, Beech, or Walnut when ordering.



3070 Threadlock™ Newel Post Fastener is used to mount newel posts on finished and unfinished floor surfaces. The split bolt system makes it easy for universal applications.

3001 Rail Bolt and 3079 Rail Bolt Kit Model 3001 is just the rail bolt while model 3079 includes rail bolt, plastic washer, nut and 1" plug (specify species). Use to attach handrail to: handrail, newel, wall, fitting; or fitting to fitting.



3078 Rail and Post Fastener Kit to attach newels to stair risers or handrail.




Buttons and Flat Head Plugs
All of our buttons and flat head plugs are made from face grain. Specify wood species when ordering:

1-PLUG is a tapered 1" flat head plug. 


3025 is a pack of 25 Tapered 1" flat head plugs.

1/2-TPLUG is a tapered 1/2" flat head plug. 

1/2-BPLUG is a 1/2" button plug. 

3026 is a pack of 50 buttons 1/2".

EZM-01 EZ Mount Base Block System
Includes four 6 inch lag screws and washers to securely anchor 4091 box newels to floor. (4091 Box Newels slide over EZ Mount.)



4 3/4" W x 12" H