

<<<< **Tapered Round Column Dimensions (Model 30000)**

Column Size	Shaft Dimensions *						Standard Lengths (including cap & base)
	Bottom Diameter "A"	Top Diameter "B"	Below Flute "N" +	Above Flute "O"	Above Neckmold "T"	Cap & Base Included	
550	5½"	4½"	2"	1"	2½"	Tuscan	6', 7', 8'
750	7½"	6½"	2"	1"	2½"	Tuscan	6', 7', 8', 9', 10'
950	9½"	8½"	2"	1"	2½"	Tuscan	6', 7', 8', 9', 10'
1150	11½"	10½"	2"	1"	2½"	Tuscan	8', 9', 10'


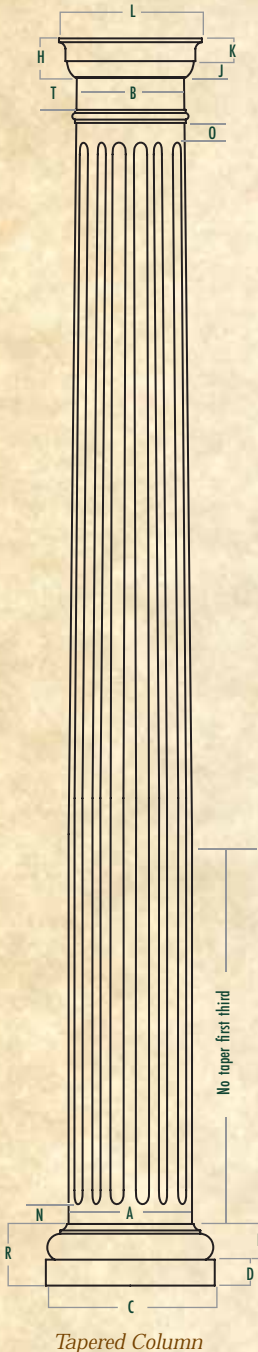
NO Tapered Round Column Dimensions (Model 36000) >>>>

Column Size	Shaft Dimensions *					Standard Lengths (including cap & base)
	Bottom Diameter "A"	Top Diameter "B"	Below Flute "N" +	Above Flute "O"	Cap & Base Included	
550	5½"	5½"	2"	2'	2 Tuscan Bases	6', 7', 8'
750	7½"	7½"	2"	2'	2 Tuscan Bases	6', 7', 8', 9', 10'
950	9½"	9½"	2"	2'	2 Tuscan Bases	6', 7', 8', 9', 10'
1150	11½"	11½"	2"	2'	2 Tuscan Bases	8', 9', 10'

* Dimensions shown are after final field trimming of shaft bottom

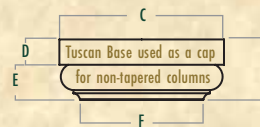

+ After final field trimming

Neckmold on No Tapered Columns is not standard, but is available as an option



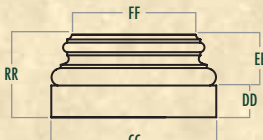
Tuscan Cap Dimensions

Column Size	Square Width "L"	Square Height "K"	Round Height "J"	Round Width "M"	Overall Height "H"	Model Number
550	7¼"	1¾"	1¼"	4¾"	3"	CAPTUS550
750	8⅞"	1¾"	1¼"	6⅝"	3"	CAPTUS750
950	11"	1¾"	1¼"	8½"	3"	CAPTUS950
1150	13¼"	1¾"	1¼"	10¾"	3"	CAPTUS1150



Tuscan Base Dimensions

Column Size	Square Width "C"	Square Height "D"	Round Height "E"	Round Width "F"	Overall Height "R"	Model Number
550	9"	2"	2¾"	5¾"	4¾"	BASETUS550
750	11"	2"	2¾"	7¾"	4¾"	BASETUS750
950	13"	2"	2¾"	9¾"	4¾"	BASETUS950
1150	15"	2"	2¾"	11¾"	4¾"	BASETUS1150



Attic Base Dimensions (Optional)

Column Size	Square Width "CC"	Square Height "DD"	Round Height "EE"	Round Width "FF"	Overall Height "RR"	Model Number
550	9"	2½"	4"	5¾"	6½"	BASEATT550
750	11"	2½"	4"	7¾"	6½"	BASEATT750
950	13"	2½"	4"	9¾"	6½"	BASEATT950
1150	15"	2½"	4"	11¾"	6½"	BASEATT1150

Hollow Interior Columns

Differentiate your home from your neighbor's home, our round tapered and no tapered columns come in a wide variety of milling options. These columns are hollow.

MILLING OPTIONS	CODE
Corkscrew	CS
Fluted	F
Fluted Sunburst	F1
Reeded	R
Ribbon 4	RIB4
Rope Twist	RT
Rope Twist 1	RT1
Twist	TW
Twist 1	TW1
Twist 2	TW2

