

# Cambridge Series

◆ DIAMOND COLLECTION

STAIR PARTS • LEGS • COLUMNS




## Cambridge Series

The Cambridge Series is part of our **Diamond Collection**, designed and manufactured by Oak Pointe includes familiar & new products for stairways but with Oak Pointe's typical expanded options including parts for fireplaces, columns, kitchens and more. All components in this collection are for *interior use only*.

Cambridge Series  
DIAMOND COLLECTION

Barley 1  
(BAR1), Urn  
Fluted (UF) and  
Ashley Carved  
Pineapple Top  
(ASHCP) milling  
options shown

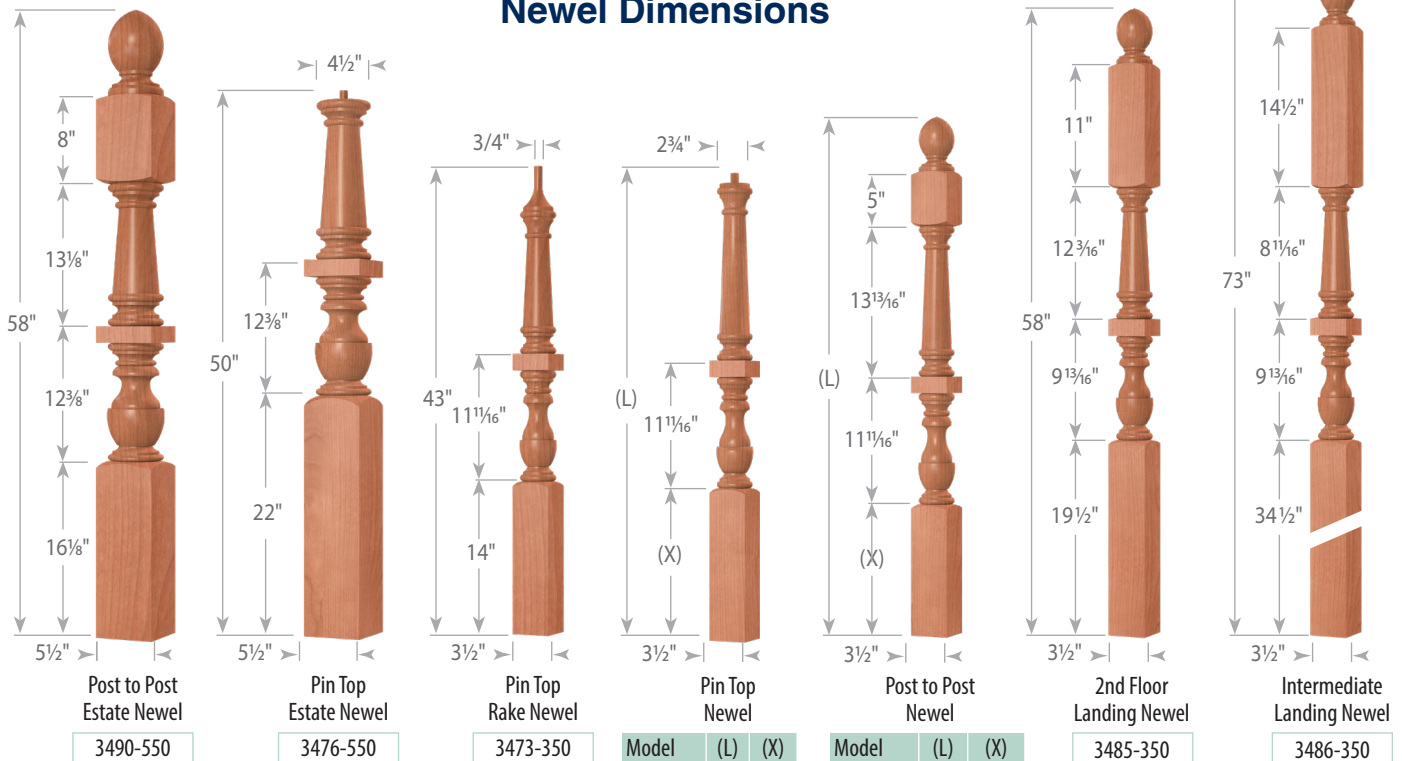


MADE IN THE USA ★ ★ ★

**Suggested Handrails:** To complement Cambridge Series stair parts. For more selections of flat bottom and plowed handrails, see pages 263-265 in our catalog Edition 3.0.

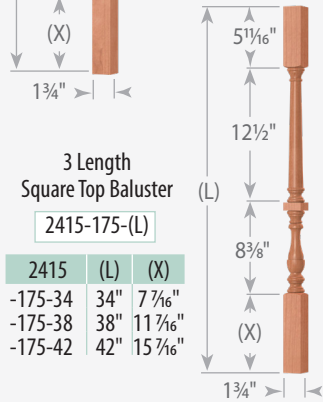
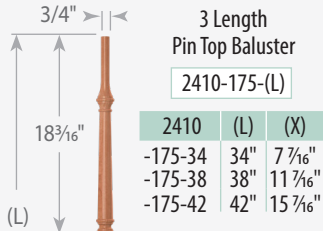


**Newel Dimensions**



Post to Post Newels shown with Ashley Top (ASH). See all Post Top options on pages 300-302 in our catalog Edition 3.0.

## Baluster Dimensions



See page 22 in our catalog Edition 3.0 for 3 Length Baluster orientation on treads



### Wooden Dowel Pin

The bottom of each 3 length baluster is drilled and shipped with a loose wooden pin for installation. Optional steel dowel screws also available. Order #3076-100PK (pack of 100).


Milling Options	Barley 1	Fluted	Reeded	Rope Twist (LH)	Rope Twist (RH)	Tulip Reeded	Twist	Urn Fluted	Urn Reeded	Urn Twisted
Code	BAR1	F	R	RTLH	RTRH	TR	TW	UF	UR	UT

## 2410-175 Pin Top Balusters (1 3/4" wide)

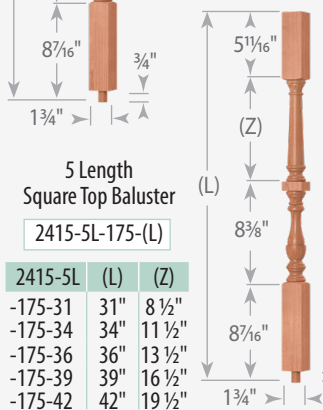
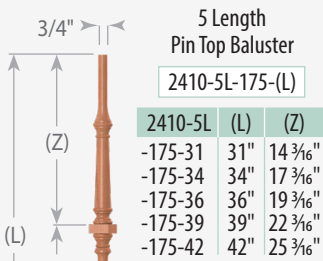


Plain -BAR1 -F -R -RTRH -TR -TW -UF -UR -UT

## 2415-175 Square Top Balusters (1 3/4" wide)

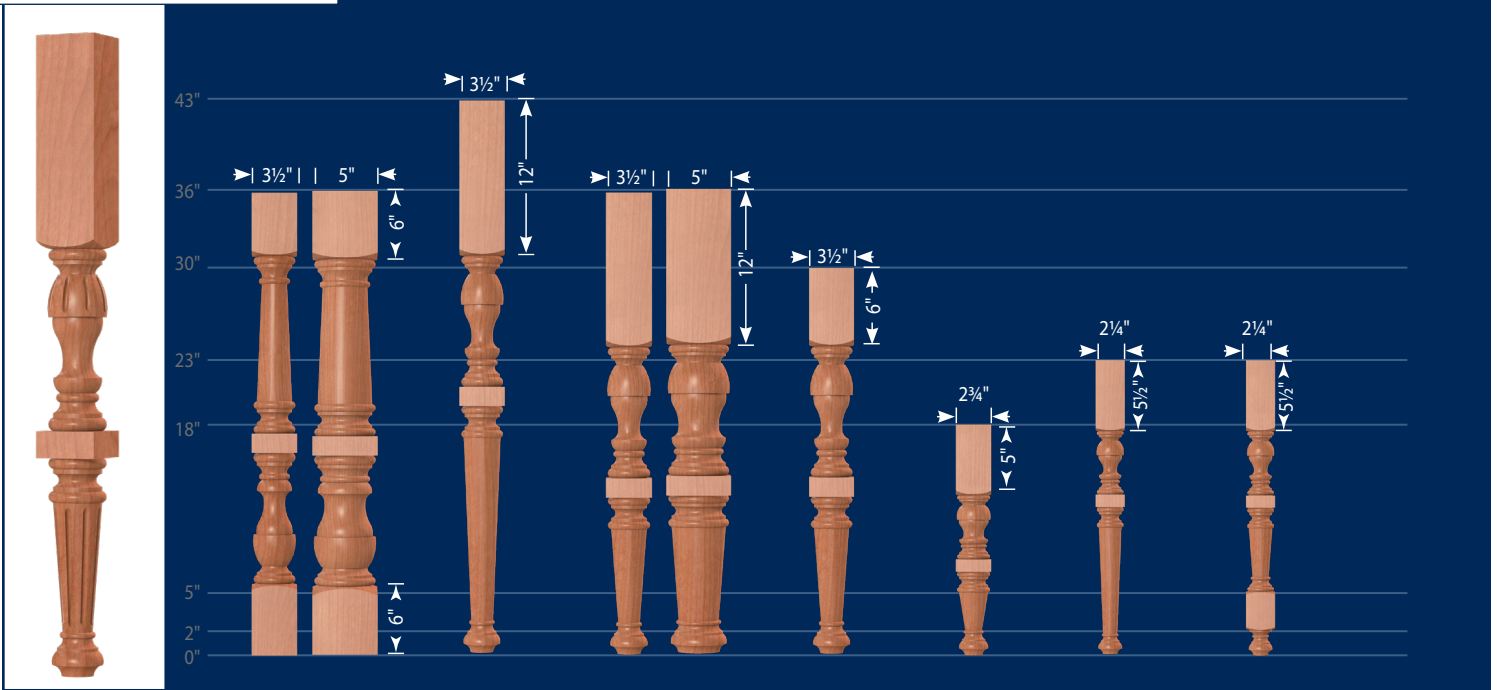


Plain -BAR1 -F -R -RTRH -TR -TW -UF -UR -UT



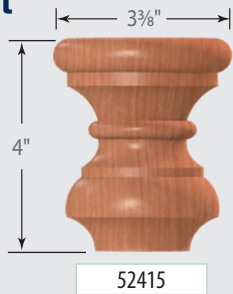
See page 22 in our catalog Edition 3.0 for 3 Length Baluster orientation on treads

Cambridge Series  
DIAMOND COLLECTION



Island Leg Example 102415-350-F/UF	Island Column 12415-350 12415-500	Bar Leg (footed) 122415-350	Island Leg (footed) 102415-350 102415-500	Table Leg (footed) 92415-350	Coffee Table Leg (footed) 82415-275	End Table Leg (footed) 72415-225	End Table Leg (w/stretcher block) 62415-225
---------------------------------------	---	--------------------------------	---	---------------------------------	--	-------------------------------------	--

Bun Foot



52415

Cambridge Series Bun Foot

For more Bun Feet selections, see pages 298-299 in our catalog Edition 3.0.

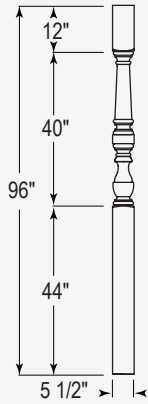
MILLING OPTIONS	CODE	Island Column	Legs	Bun Feet	Interior Post	Fireplace Column	Decorative Column
Barley 1	<b>BAR1</b>	3	3 *		3	3	
Fluted	<b>F</b>	3	3		3	3	3
Reeded	<b>R</b>	3	3		3	3	3
Rope Twist	<b>RTLH</b>	3	3		3	3	3
	<b>RTRH</b>	3	3		3	3	3
Tulip Reeded	<b>TR</b>	3	3		3	3	3
Twist	<b>TW</b>	3	3		3	3	3
Urn Fluted	<b>UF</b>	3	3		3	3	3
Urn Reeded	<b>UR</b>	3	3		3	3	3
Urn Twisted	<b>UT</b>	3	3		3	3	3

\*Not available on 82415 Coffee Table Leg

Columns, Legs and Bun Feet Milling Options

Milling Options Details	Barley 1	Fluted	Reeded	Rope Twist (LH)	Rope Twist (RH)	Tulip Reeded	Twist	Urn Fluted	Urn Reeded	Urn Twisted
Name	Barley 1	Fluted	Reeded	Rope Twist (LH)	Rope Twist (RH)	Tulip Reeded	Twist	Urn Fluted	Urn Reeded	Urn Twisted
Code	<b>BAR1</b>	<b>F</b>	<b>R</b>	<b>RTLH</b>	<b>RTRH</b>	<b>TR</b>	<b>TW</b>	<b>UF</b>	<b>UR</b>	<b>UT</b>

## Interior Posts



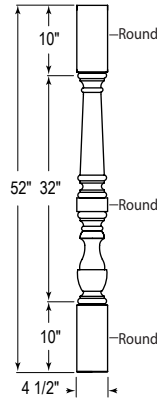
Standard post size is 5 1/2" wide and 96" high.



Interior Post  
Shown Plain  
42415-550

Our columns and posts have not been tested for their weight bearing ability and therefore are sold as NON-weight bearing.

## Fireplace Columns



Top and bottom blocks are round

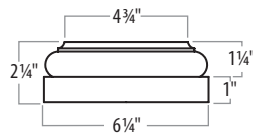


Fireplace Column Example  
22415-450-R-TR/UR

### Tuscan Base used for Cap and Base (optional)



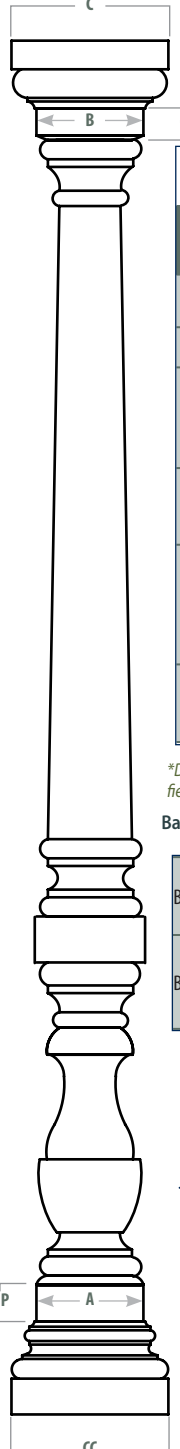
Model No. BASETUS450



Fireplace Columns shown with Reeded, Tulip Reeded & Urn Reeded milling options.

See pages 316-319 in our catalog Edition 3.0 for more Fireplace Columns

## Decorative Solid Round Columns



Decorative Solid Round Column Dimensions\*

Column Size	550	750	950
Bottom Dia. "A"	5 1/2"	7 1/2"	9 1/2"
Top Dia. "B"	5 1/2"	7 1/2"	9 1/2"
Round Bottom Block Height "P"	2"	2 3/8"	3 3/8"
Round Top Block Height "Q"	1 1/2"	2"	2 1/2"
Standard Lengths (including cap & base)	6' 7' 8'	6' 7' 8' 9' 10'	6'
Cap & Base Included	Attic Base with Tuscan Base for Cap		


\*Dimensions shown are after final field trimming of shaft bottom.

### Base/Cap Dimensions

Tuscan Base Bottom Square Width "C"	9"	11"	13"
Attic Base Bottom Square Width "CC"	9"	11"	13"



Tuscan Base used for Cap



Attic Base

See page 312 in our catalog Edition 3.0 for all Base and Cap dimensions

7 1/2" x 96"  
Cambridge Series  
Column with Cap  
and Attic Base  
Example

32415-750-96-TW/UT



NOTE: These columns are manufactured from solid blanks with face and edge grain.

See pages 310-315 in our catalog Edition 3.0 for more Columns

# *Common to Extraordinary* Stair Parts, Columns and other Millwork

Stair Parts

Iron Balusters

Stainless Steel

Cable & Glass Systems

Table Legs, Pedestals & Bun Feet

Island & Fireplace Columns

Tapered & No Tapered Columns

Columns for any Application

Finials & Carvings

Corbels & Mouldings

Novelty Items & Store Fixtures

Custom & Large Turnings

Interior & Exterior Applications

... and MORE!



[www.StairPartsandMore.com](http://www.StairPartsandMore.com)

96 New Pace Road | Newcomerstown, Ohio 43832

P 740.498.9820 | F 740.498.9821

quotes@stairpartsandmore.com | orders@stairpartsandmore.com

Connect with us on:

