

Clifton Park Series

◆ DIAMOND COLLECTION

STAIR PARTS • LEGS • COLUMNS



Clifton Park Series

The Clifton Park Series is part of our **Diamond Collection**, designed and manufactured by Oak Pointe includes familiar & new products for stairways but with Oak Pointe's typical expanded options including parts for fireplaces, columns, kitchens and more. All components in this collection are for *interior use only*.

Clifton Park Series
DIAMOND COLLECTION

Twisted Leaf
(TL) milling
option shown



Kitchen Island Column




Pin Top Baluster



Bun Foot



Table Leg



Post to Post Newel



Fireplace Column

MADE IN THE USA ★ ★

Suggested Handrails: To complement Clifton Park Series stair parts. For more selections of flat bottom and plowed handrails, see pages 263-265 in our catalog Edition 3.0.



6210



6310



6400



6710

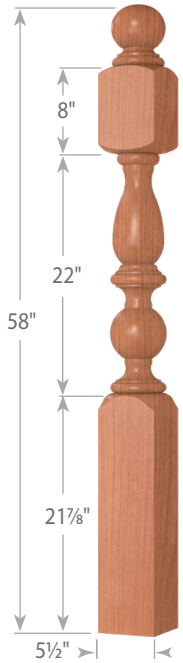


6910



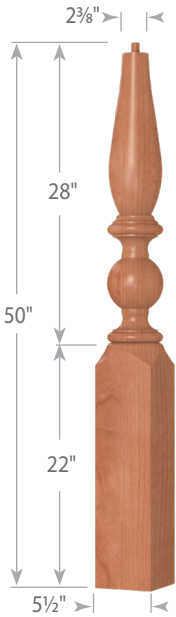
9500

Newel Dimensions



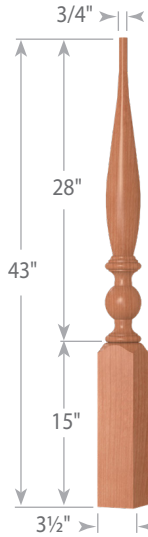
Post to Post Estate Newel

3590-550



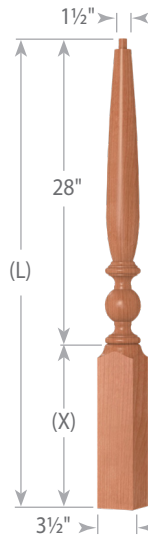
Pin Top Estate Newel

3576-550



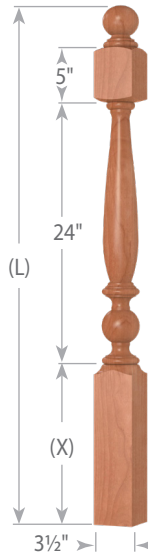
Pin Top Rake Newel

3573-350



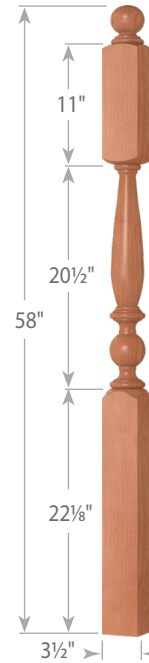
Pin Top Newel

Model	(L)	(X)
3570-350	43"	15"
3574-350	50"	22"
3575-350	58"	30"
3577-350	65"	37"
3578-350	73"	45"



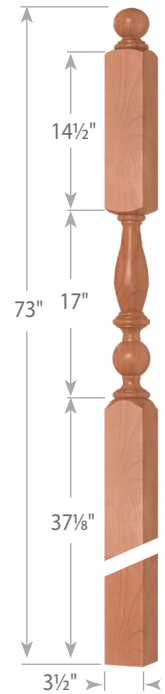
Post to Post Newel

Model	(L)	(X)
3580-350	48"	14 5/8"
3582-350	58"	24 5/8"
3593-350	62"	28 5/8"
3595-350	73"	39 5/8"
3598-350	78"	44 5/8"



2nd Floor Landing Newel

3585-350

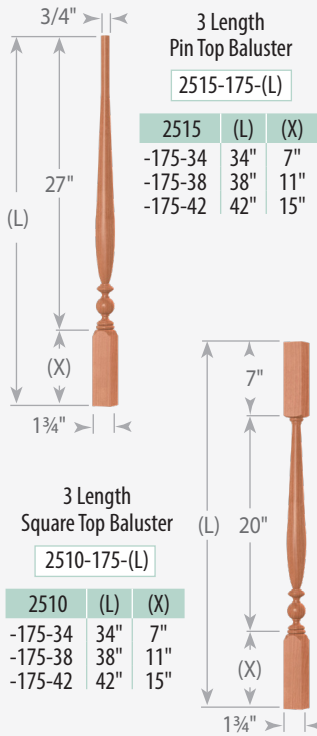


Intermediate Landing Newel

3586-350

Post to Post Newels shown with Clifton Park Ball Top (CBT). See all Post Top options on pages 300-302 in our catalog Edition 3.0.

Baluster Dimensions

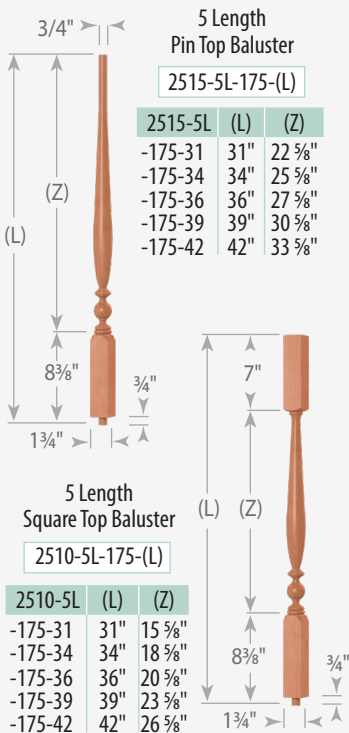


See page 22 in our catalog Edition 3.0 for 3 Length Baluster orientation on treads



Wooden Dowel Pin


The bottom of each 3 length baluster is drilled and shipped with a loose wooden pin for installation. Optional steel dowel screws also available. Order #3076-100PK (pack of 100).




See page 22 in our catalog Edition 3.0 for 3 Length Baluster orientation on treads

Milling Options	Fluted	Pineapple Ball	Reeded	Reeded Ball	Rope Twist (LH)	Rope Twist (RH)	Rope Twist 1	Twisted Leaf	Twist 1
Code	F	PB	R	RB	RTLH	RTRH	RT1	TL	TW1

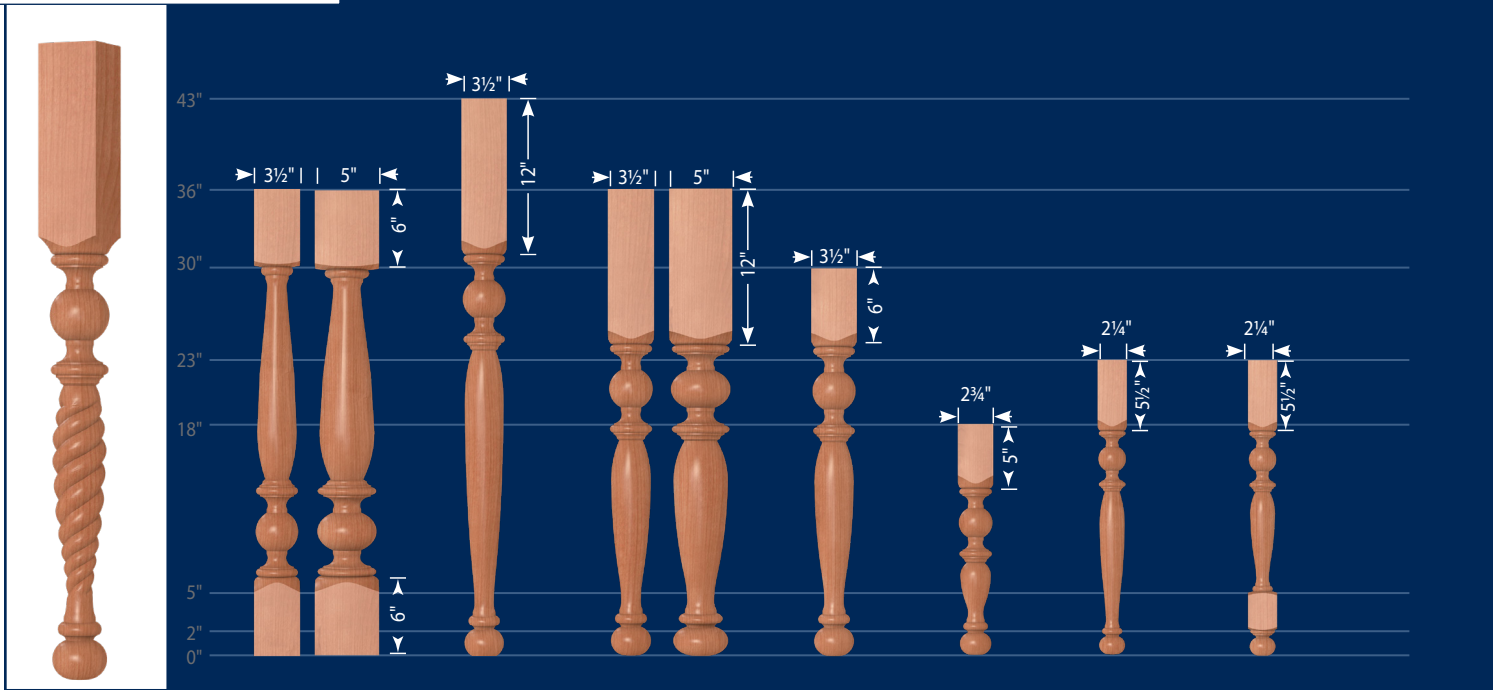
2515-175 Pin Top Balusters (1 3/4" wide)



2510-175 Square Top Balusters (1 3/4" wide)



Clifton Park Series
DIAMOND COLLECTION



Island Leg Example 102515-350-RTRH	Island Column 12515-350 12515-500	Bar Leg (footed) 122515-350	Island Leg (footed) 102515-350 102515-500	Table Leg (footed) 92515-350	Coffee Table Leg (footed) 82515-275	End Table Leg (footed) 72515-225	End Table Leg (w/stretcher block) 62515-225
---------------------------------------	---	--------------------------------	---	---------------------------------	--	-------------------------------------	--

Bun Feet

Clifton Park Series Bun Feet
For more Bun Feet selections, see pages 298-299 in our catalog Edition 3.0.

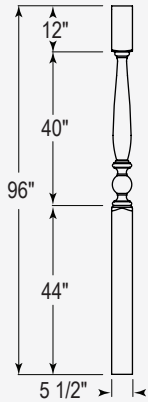
MILLING OPTIONS	CODE	Island Column	Legs	Bun Feet	Interior Post	Fireplace Column	Decorative Column
Fluted	F	3	3		3	3	3
Pineapple Ball	PB	3	3	3	3	3	3
Reeded	R	3	3		3	3	3
Reeded Ball	RB	3	3	3	3	3	3
Rope Twist	RTLH	3	3		3	3	3
	RTRH	3	3		3	3	3
Rope Twist 1	RT1	3	3		3	3	3
Twisted Leaf	TL	3	3 *		3	3	
Twist 1	TW1	3	3		3	3	3

*Not available on 82515 Coffee Table Leg

Columns, Legs and Bun Feet Milling Options

Milling Options Details	Fluted	Pineapple Ball	Reeded	Reeded Ball	Rope Twist LH	Rope Twist RH	Rope Twist 1	Twisted Leaf	Twist 1
Name	Fluted	Pineapple Ball	Reeded	Reeded Ball	Rope Twist LH	Rope Twist RH	Rope Twist 1	Twisted Leaf	Twist 1
Code	F	PB	R	RB	RTLH	RTRH	RT1	TL	TW1

Interior Posts



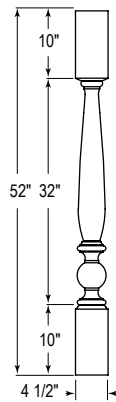
Standard post size is 5 1/2" wide and 96" high.



Interior Post
Shown Plain
42515-550

Our columns and posts have not been tested for their weight bearing ability and therefore are sold as NON-weight bearing.

Fireplace Columns



Top and bottom blocks are round

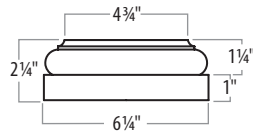


Fireplace Column Example
22515-450-RTRH/RB

Tuscan Base
used for Cap and Base (optional)




Model No. BASETUS450



Fireplace Columns shown with Rope Twist and Reeded Ball milling options.

See pages 316-319 in our catalog Edition 3.0 for more Fireplace Columns

Decorative Solid Round Columns



Decorative Solid Round Column Dimensions*			
Column Size	550	750	950
Bottom Dia. "A"	5 1/2"	7 1/2"	9 1/2"
Top Dia. "B"	5 1/2"	7 1/2"	9 1/2"
Round Bottom Block Height "P"	2"	2 3/8"	3 3/8"
Round Top Block Height "Q"	1 1/2"	2"	2 1/2"
Standard Lengths (including cap & base)	6' 7' 8'	6' 7' 8' 9' 10'	6'
Cap & Base Included	Attic Base with Tuscan Base for Cap		

*Dimensions shown are after final field trimming of shaft bottom.

Base/Cap Dimensions

Tuscan Base Bottom Square Width "C"	9"	11"	13"
Attic Base Bottom Square Width "CC"	9"	11"	13"



Tuscan Base used for Cap



Attic Base

See page 312 in our catalog Edition 3.0 for all Base and Cap dimensions

7 1/2" x 96"
Clifton Park Series Column
with Cap and Attic Base
Example

32515-750-96-F



NOTE: These columns are manufactured from solid blanks with face and edge grain.

See pages 310-315 in our catalog Edition 3.0 for more Columns

Common to Extraordinary Stair Parts, Columns and other Millwork

Stair Parts

Iron Balusters

Stainless Steel

Cable & Glass Systems

Table Legs, Pedestals & Bun Feet

Island & Fireplace Columns

Tapered & No Tapered Columns

Columns for any Application

Finials & Carvings

Corbels & Mouldings

Novelty Items & Store Fixtures

Custom & Large Turnings

Interior & Exterior Applications

... and MORE!



www.StairPartsandMore.com

96 New Pace Road | Newcomerstown, Ohio 43832

P 740.498.9820 | F 740.498.9821

quotes@stairpartsandmore.com | orders@stairpartsandmore.com

Connect with us on:

