

Mission Series

• CLASSIC COLLECTION

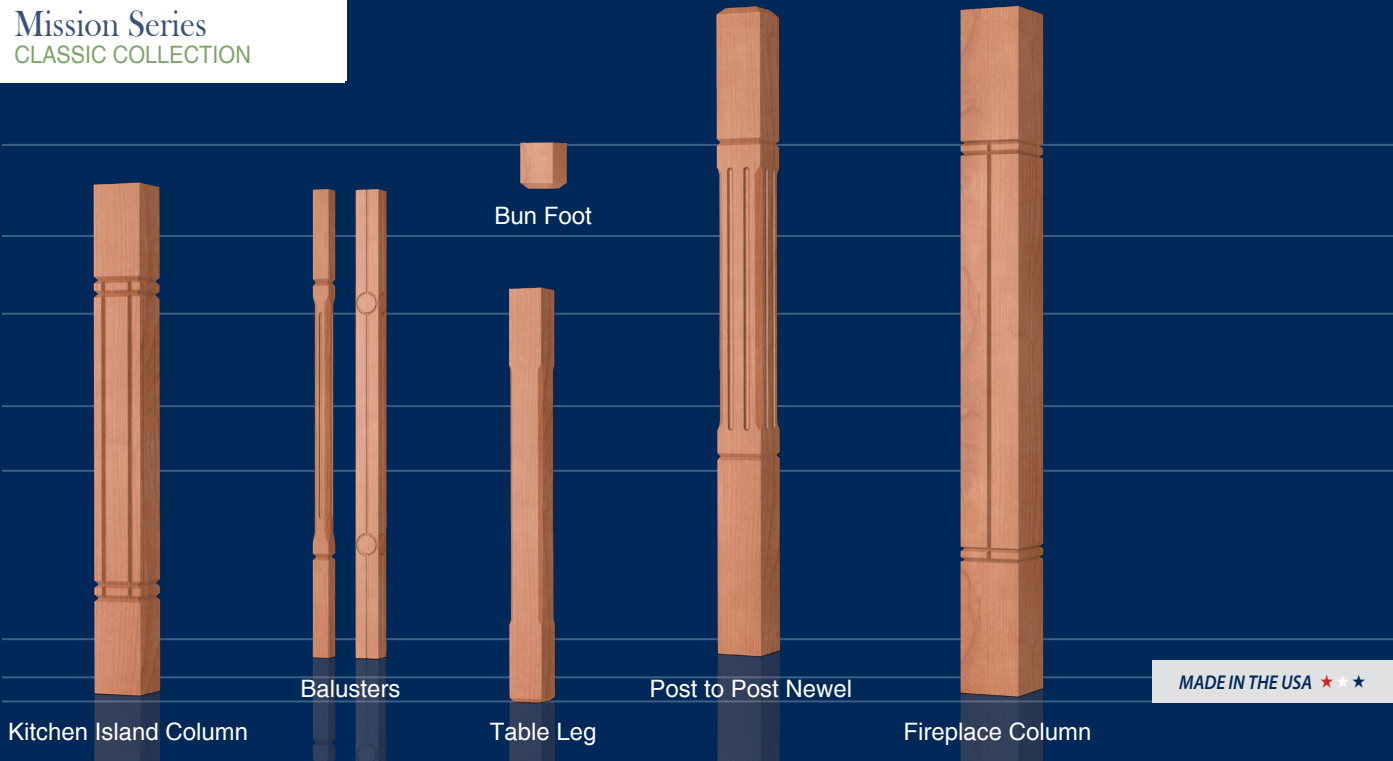
STAIR PARTS • LEGS • COLUMNS



Mission Series

The Mission Series is part of our **Classic Collection**, designed and manufactured by Oak Pointe includes familiar & new products for stairways but with Oak Pointe's typical expanded options including parts for fireplaces, columns, kitchens and more. All components in this collection are for *interior use only*.

Mission Series
CLASSIC COLLECTION

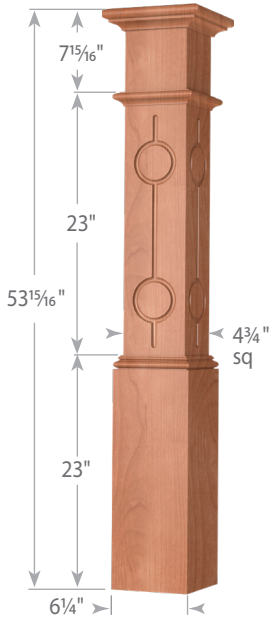


MADE IN THE USA ★ ★ ★

Suggested Handrails: To complement Mission Series stair parts. For more selections of flat bottom and plowed handrails, see pages 263-265 in our catalog Edition 3.0.



Bevel Top Newel Dimensions



Box Newel
4291-CIR2-F4

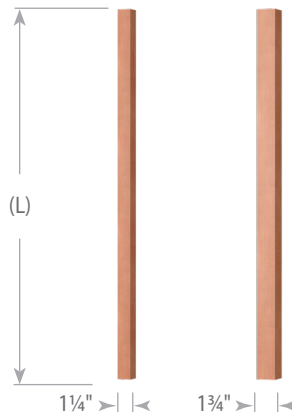


Post to Post Newels

Model	(L)	Model	(L)	Model	(L)
4110-300	48"	4000-350	48"	4002-400	48"
4111-300	58"	4001-350	58"	4003-400	58"
4119-300	73"	4019-350	73"	4219-400	73"
4120-300	78"	4020-350	78"	4220-400	78"

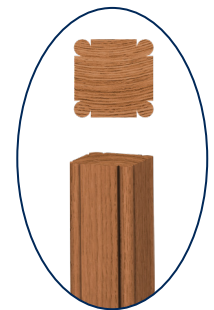
Baluster Dimensions

Note: The bottoms of Mission balusters are NOT pre-drilled to allow for side mount installation. Pre-drilling with loose wooden pin is available as an option.




3 Length Baluster

Model	(L)	Model	(L)
5060	34"	5360	34"
125-34	38"	175-34	38"
125-38	42"	175-38	38"
125-42		175-42	42"



Beaded Baluster Corner Detail



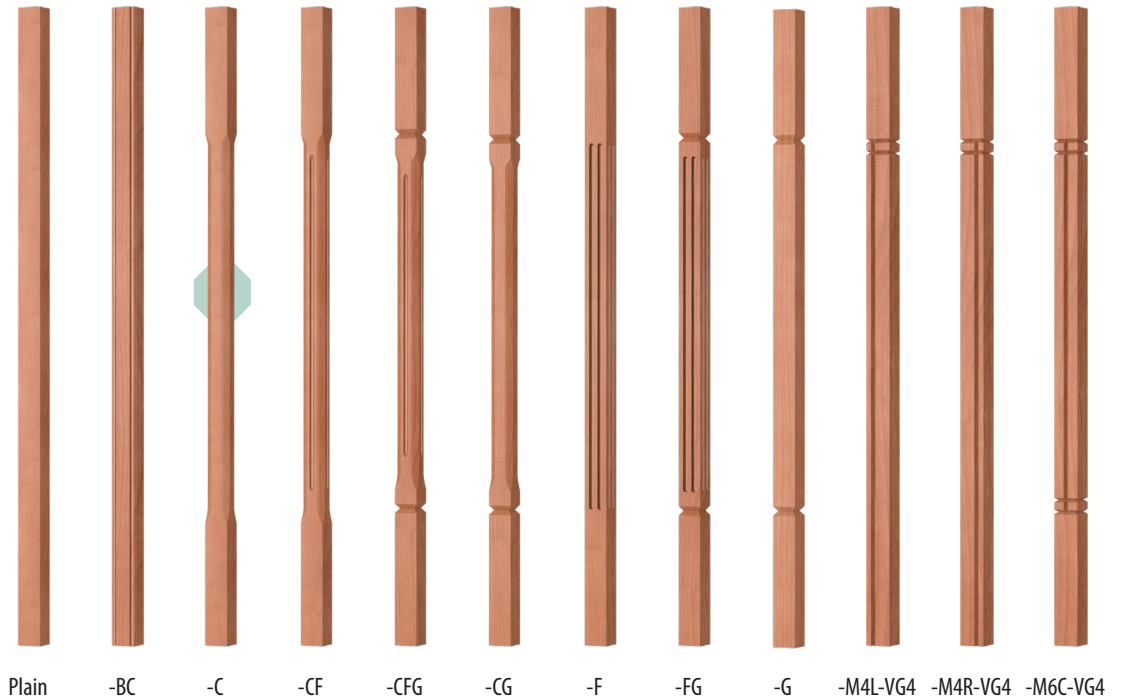

Beaded Newel Corner Detail

See more Mission Box Newels and all Box Newels on pages 31-55 of our catalog Edition 3.0.

Milling Options	Beaded Corner	Chamfered	Chamfered & Fluted	Chamfered, Fluted & Grooved	Chamfered & Grooved	Circle 1 Fluted	Circle 2 Fluted	Fluted	Fluted & Grooved	Grooved	Mission 4 LH V-Grooved	Mission 4 RH V-Grooved	Mission 6 Centered V-Grooved	Mission 9 V-Grooved
Code	BC	C	CF	CFG	CG	CIR1-F4	CIR2-F4	F	FG	G	M4L-VG4	M4R-VG4	M6C-VG4	M9-VG4

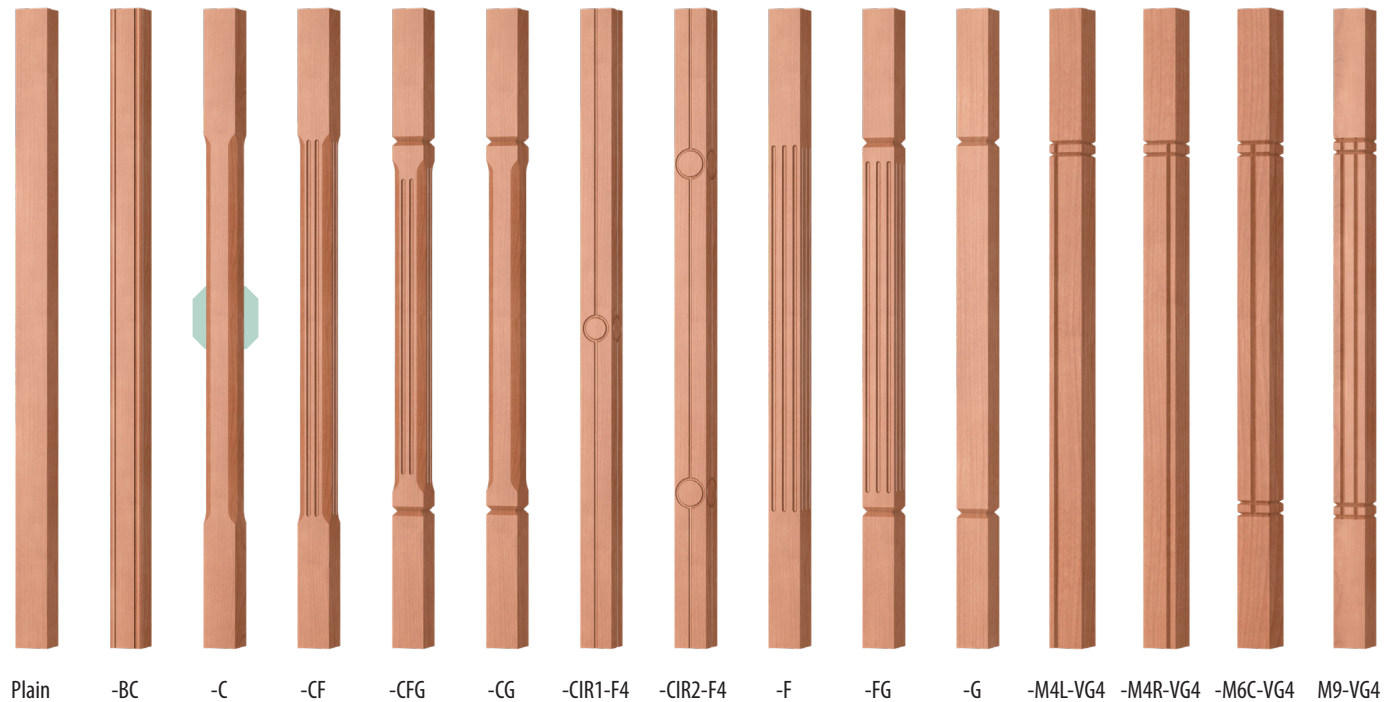
5060-125 Mission Baluster (1 1/4" width)

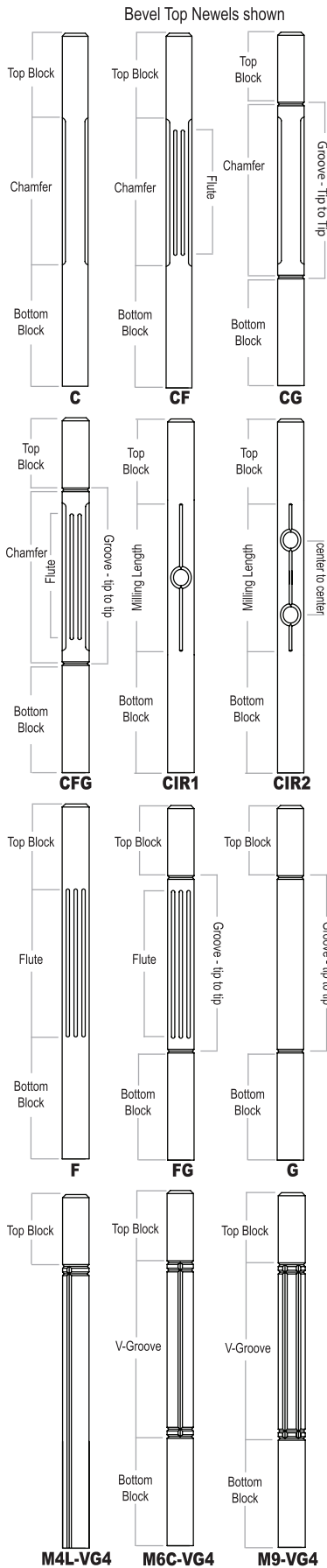
Chamfered cross section



Chamfered cross section

5360-175 Mission Baluster (1 3/4" width)



















			Balusters		Newels					
Milling Option	Code	Description	5060	5360	4110 4000 4002	4111 4001 4003	4119 4019 4219	4120 4020 4220		
Beaded Corner	BC		Full	Full	Full	Full	Full	Full		
Chamfered	C	Top Block	7"	7"	11-1/2"	15"	15"	11-1/2"		
		Chamfer	20"	20"	20"	16"	16"	20"		
		Bottom Block	7" 11" 15"	7" 11" 15"	16-1/2"	27"	42"	46-1/2"		
Chamfered & Fluted	CF	Top Block	7"	7"	11-1/2"	15"	15"	11-1/2"		
		Chamfer	20"	20"	20"	16"	16"	20"		
		Flute	18" (1)	18" (2)	17" (2)	13" (2)	13" (2)	17" (2)		
Bottom Block		Bottom Block	7" 11" 15"	7" 11" 15"	16-1/2"	27"	42"	46-1/2"		
		Chamfered & Grooved	CG	Top Block	7"	7"	9-1/2"	13"	13"	9-1/2"
		Chamfer		17"	17"	20"	16"	16"	20"	
Groove- tip to tip	20"	20"		24"	20"	20"	24"			
Bottom Block		Bottom Block	7" 11" 15"	7" 11" 15"	14-1/2"	25"	40"	44-1/2"		
		Chamfered, Fluted & Grooved	CFG	Top Block	7"	7"	9-1/2"	13"	13"	9-1/2"
		Chamfer		17"	17"	20"	16"	16"	20"	
Flute	15" (1)	15" (2)		17" (2)	13" (2)	13" (2)	17" (2)			
Groove- tip to tip	20"	20"		24"	20"	20"	24"			
Bottom Block	7" 11" 15"	7" 11" 15"		14-1/2"	25"	40"	44-1/2"			
Circle 1	CIR1	Top Block			11-1/2"	15"	15"	11-1/2"		
		Milling length			20"	16"	16"	20"		
		Bottom Block			16-1/2"	27"	42"	46-1/2"		
Circle 2	CIR2	Top Block			11-1/2"	15"	15"	11-1/2"		
		Circle Center-Center			10-1/8"	8-7/16"	8-7/16"	10-1/8"		
		Milling length			20"	16"	16"	20"		
		Bottom Block			16-1/2"	27"	42"	46-1/2"		
Fluted	F	Top Block	7"	7"	11-1/2"	15"	15"	11-1/2"		
		Flute	20" (2)	20" (3)	20" (3)	16" (3)	16" (3)	20" (3)		
		Bottom Block	7" 11" 15"	7" 11" 15"	16-1/2"	27"	42"	46-1/2"		
Fluted & Grooved	FG	Top Block	7"	7"	9-1/2"	13"	13"	9-1/2"		
		Flute	17" (2)	17" (3)	20" (3)	16" (3)	16" (3)	20" (3)		
		Groove- tip to tip	20"	20"	24"	20"	20"	24"		
		Bottom Block	7" 11" 15"	7" 11" 15"	14-1/2"	25"	40"	44-1/2"		
Grooved	G	Top Block	7"	7"	9-1/2"	13"	13"	9-1/2"		
		Groove- tip to tip	20"	20"	24"	20"	20"	24"		
		Bottom Block	7" 11" 15"	7" 11" 15"	14-1/2"	25"	40"	44-1/2"		
Mission 4 LH & RH V-Grooved	M4L-VG4 & M4R-VG4	Top Block	7"	7"	9-1/2"	13"	13"	9-1/2"		
Mission 6 Centered V-Grooved	M6C-VG4	Top Block	7"	7"	9-1/2"	13"	13"	9-1/2"		
		V-Groove	20"	20"	24"	20"	20"	24"		
		Bottom Block	7" 11" 15"	7" 11" 15"	14-1/2"	25"	40"	44-1/2"		
Mission 9 Centered V-Grooved	M9-VG4	Top Block	NA	7"	9-1/2"	13"	13"	9-1/2"		
		V-Groove	NA	20"	24"	20"	20"	24"		
		Bottom Block	NA	7" 11" 15"	14-1/2"	25"	40"	44-1/2"		

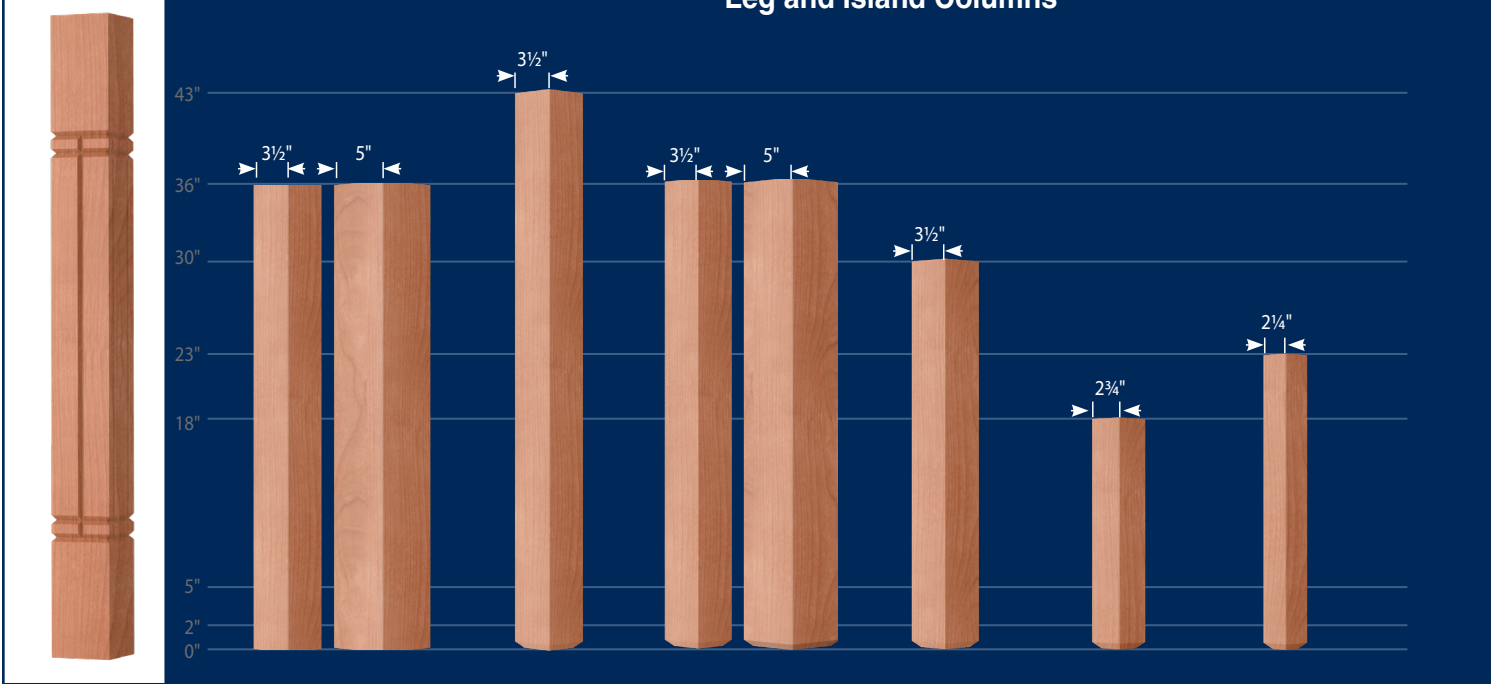
*(3/2" = 2 Flutes) (5" = 3 Flutes) ^ (3/2" = 3 Flutes) (5" = 4 Flutes)

Island Columns	Bar Leg	Island Legs	Table Leg	Coffee Table Leg	End Table Leg	Fireplace Column	Interior Post
15360-350 15360-500	125360-350	105360-350 105360-500	95360-350	85360-275	65360-225	25360	45360
Full	Full	Full	Full	Full	Full	Full	Full
8"	14"	14"	8"	6-1/2"	7"	12"	14"
20"	21"	14"	14"	7"	11-1/2"	28"	36"
8"	8"	8"	8"	4-1/2"	4-1/2"	12"	46"
8"	14"	14"	8"	6-1/2"	7"	12"	14"
20"	21"	14"	14"	7"	11-1/2"	28"	36"
17"*	18" (2)	11"*	11" (2)	5" (2)	9-1/2" (2)	25" (3)	32" (3)
8"	8"	8"	8"	4-1/2"	4-1/2"	12"	46"
6"	12"	12"	6"	5"	5-1/2"	10"	12"
20"	21"	14"	14"	7"	11-1/2"	28"	36"
24"	25"	18"	18"	10"	14-1/2"	32"	40"
6"	6"	6"	6"	3"	3"	10"	44"
6"	12"	12"	6"	5"	5-1/2"	10"	12"
20"	21"	14"	14"	7"	11-1/2"	28"	36"
17"*	18" (2)	11"*	11" (2)	5" (2)	9-1/2" (2)	25" (3)	32" (3)
24"	25"	18"	18"	10"	14-1/2"	32"	40"
6"	6"	6"	6"	3"	3"	10"	44"
6"	12"	12"	6"	5"	5-1/2"	10"	12"
24"	25"	18"	18"	10"	14-1/2"	32"	40"
6"	6"	6"	6"	3"	3"	10"	44"
6"	12"	12"	6"	5"	5-1/2"	10"	12"
12-3/16"	13-1/8"	10-1/8"	10-1/8"	5-9/16"	7-9/16"	15-5/16"	21"
24"	25"	18"	18"	10"	14-1/2"	32"	40"
6"	6"	6"	6"	3"	3"	10"	44"
8"	14"	14"	8"	6-1/2"	7"	12"	14"
20"^	21" (3)	14"^	14" (3)	7" (3)	11-1/2" (3)	28" (4)	36" (4)
8"	8"	8"	8"	4-1/2"	4-1/2"	12"	46"
6"	12"	12"	6"	5"	5-1/2"	10"	12"
20"^	21" (3)	14"^	14" (3)	7" (3)	11-1/2" (3)	28" (4)	36" (4)
24"	25"	18"	18"	10"	14-1/2"	32"	40"
6"	6"	6"	6"	3"	3"	10"	44"
6"	12"	12"	6"	5"	5-1/2"	10"	12"
24"	25"	18"	18"	10"	14-1/2"	32"	40"
6"	6"	6"	6"	3"	3"	10"	44"
6"	12"	12"	6"	5"	5-1/2"	10"	12"
6"	12"	12"	6"	5"	5-1/2"	10"	12"
24"	25"	18"	18"	10"	14-1/2"	32"	40"
6"	6"	6"	6"	3"	3"	10"	44"
6"	12"	12"	6"	5"	5-1/2"	10"	12"
24"	25"	18"	18"	10"	14-1/2"	32"	40"
6"	6"	6"	6"	3"	3"	10"	44"

Mission Milling Options

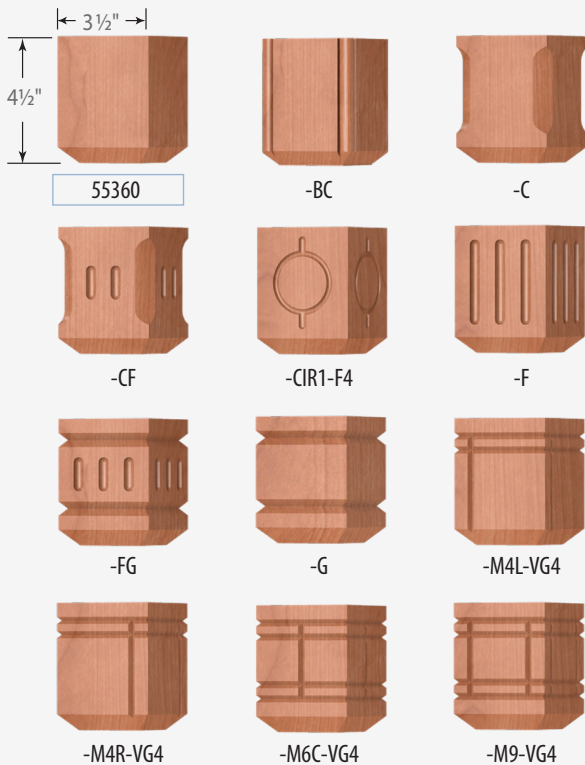
		
B C	C	C F
		
C G	C F G	CIR 1 - F 4
		
CIR 2 - F 4	F	F G
		
G	M 4 L - V G 4	M 4 R - V G 4
		
M 6 C - V G 4	M 9 - V G 4	

Leg and Island Columns



Island Column Example 15360-350-M6C-VG	Island Column 15360-350 15360-500	Bar Leg (Footed) 125360-350	Island Leg (Footed) 105360-350 105360-500	Table Leg (Footed) 95360-350	Coffee Table Leg (Footed) 85360-275	End Table Leg 65360-225
---	---	--------------------------------	---	---------------------------------	--	----------------------------

Bun Feet

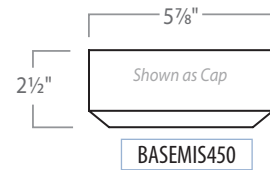


Mission Series Bun Feet: For more Bun Feet selections, see pages 298-299 of our catalog Edition 3.0.

Fireplace Columns

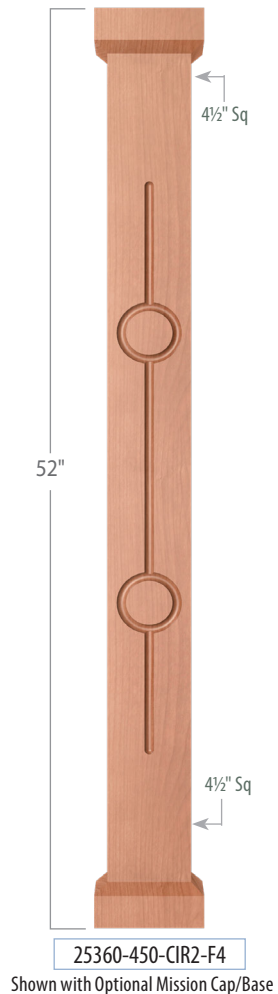
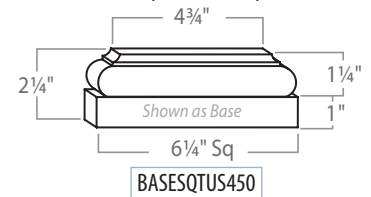
Mission Base

used for Cap and Base (optional)



Square Tuscan Base

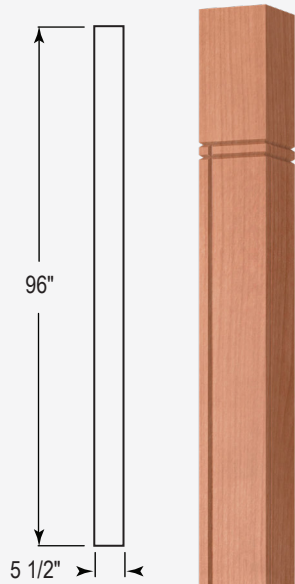
used for Cap and Base (optional)



Fireplace columns shown with M9-VG4 milling option.

See pages 316-319 of our catalog Edition 3.0 for more Fireplace Columns.

Interior Posts



Standard post size is 5 1/2" wide and 96" high.

Our columns and posts have not been tested for their weight bearing ability and therefore are sold as NON-weight bearing.

45360-550-M4L-VG4

Interior Post shown with Mission 4 LH V-Grooved milling option

Decorative Square Hollow Columns



Mission Column with Square Tuscan Cap/Base

35360-750-96

Mission Series example shown no milling option and Square Tuscan Cap/Base

		35360 Columns				
		72"*	84"*	96"*	108"*	120"*
CIR1 -F4	Top Block	12"	12"	12"	12"	12"
	Milling length	43"	55"	67"	79"	91"
	Bottom Block	12"	12"	12"	12"	12"
CIR2 -F4	Top Block	12"	12"	12"	12"	12"
	Circle Ctr-Ctr	7-15/16"	19-15/16"	31-15/16"	43-15/16"	55-15/16"
	Milling length	43"	55"	67"	79"	91"
	Bottom Block	12"	12"	12"	12"	12"
F	Top Block	14"	14"	14"	14"	14"
	Flute 5/8" wide ^	39"	51"	63"	75"	87"
	Bottom Block	14"	14"	14"	14"	14"
FG	Top Block	12"	12"	12"	12"	12"
	Flute 5/8" wide ^	39"	51"	63"	75"	87"
	Groove- tip to tip	43"	55"	67"	79"	91"
	Bottom Block	12"	12"	12"	12"	12"
G	Top Block	12"	12"	12"	12"	12"
	Groove- tip to tip	43"	55"	67"	79"	91"
	Bottom Block	12"	12"	12"	12"	12"
M4L-VG4 & M4R-VG4	Top Block	12"	12"	12"	12"	12"
M6C-VG4	Top Block	12"	12"	12"	12"	12"
	V-Groove	43"	55"	67"	79"	91"
	Bottom Block	12"	12"	12"	12"	12"
M9-VG4	Top Block	12"	12"	12"	12"	12"
	V-Groove	43"	55"	67"	79"	91"
	Bottom Block	12"	12"	12"	12"	12"

^Columns 5 1/2" wide have 4 Flutes. All other standard widths have 5 Flutes



Mission Column with Mission Cap/Base


35360-750-96-M9-VG4

Mission Series example shown with M9 V-Grooved milling option and Mission Cap/Base

Mission Square Hollow Column Dimensions					
Column Size	Shaft Dimensions *				
	Bottom Width "A"	Top Width "B"	Inside Shaft Dim.	Cap & Base Included	Standard Lengths (including cap & base)
550	5 1/2" Sq	5 1/2" Sq	3 7/8" Sq	Mission	6', 7', 8'
750	7 1/2" Sq	7 1/2" Sq	5 5/8" Sq	Mission	6', 7', 8', 9', 10'
950	9 1/2" Sq	9 1/2" Sq	7 7/8" Sq	Mission	6', 7', 8', 9', 10'
1150	11 1/2" Sq	11 1/2" Sq	9 5/8" Sq	Mission	8', 9', 10'

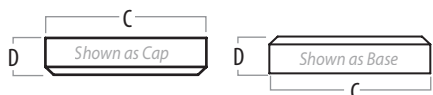
* Dimensions shown are after final field trimming of shaft bottom. Top and bottom block dimensions are w/Mission Cap/Base; will be 2 1/4" shorter w/Tuscan Cap/Base.

Available split for pilasters or 2 open glue joints for wrapping posts.



Square Tuscan Cap/Base Dimensions

Plinth Width "C"	Plinth Height "D"	Moulded Height "E"	Moulded Width "F"	Overall Height "R"	Model Number	Column Size	Width "C"	Height "D"	Model Number
9" Sq	2"	2 3/4"	5 3/4"	4 3/4"	BASESQTUS550	550	6 7/8" Sq	2 1/2"	BASEMIS550
11" Sq	2"	2 3/4"	7 3/4"	4 3/4"	BASESQTUS750	750	8 7/8" Sq	2 1/2"	BASEMIS750
13" Sq	2"	2 3/4"	9 3/4"	4 3/4"	BASESQTUS950	950	10 7/8" Sq	2 1/2"	BASEMIS950
15" Sq	2"	2 3/4"	11 3/4"	4 3/4"	BASESQTUS1150	1150	12 7/8" Sq	2 1/2"	BASEMIS1150



Mission Cap/Base Dimensions

See pages 310-315 in our catalog Edition 3.0 for more Columns

Common to Extraordinary Stair Parts, Columns and other Millwork

Stair Parts

Iron Balusters

Stainless Steel

Cable & Glass Systems

Table Legs, Pedestals & Bun Feet

Island & Fireplace Columns

Tapered & No Tapered Columns

Columns for any Application

Finials & Carvings

Corbels & Mouldings

Novelty Items & Store Fixtures

Custom & Large Turnings

Interior & Exterior Applications

... and MORE!



www.StairPartsandMore.com

96 New Pace Road | Newcomerstown, Ohio 43832

P 740.498.9820 | F 740.498.9821

quotes@stairpartsandmore.com | orders@stairpartsandmore.com

Connect with us on:

