



BALUSTER PANELS

INTERIOR • EXTERIOR




WHERE TRADITION AND INNOVATION CREATE EXCELLENCE


Custom components are an integral part of our business. Call for pricing on your designs for interior and exterior use.



Baluster Panels



COMPONENT PANELS FOR INTERIOR USE



MACHINED PANELS FOR INTERIOR AND EXTERIOR USE

When using machined baluster panels on exterior applications please specify this so we use exterior glue when required. Many wood species are satisfactory choices for exterior use if properly finished and sealed (all edges and faces) after cutting to finished size but before installation. Additional top coats should be applied when the most recent one starts to breakdown.

Suggested wood choices for exterior applications include:

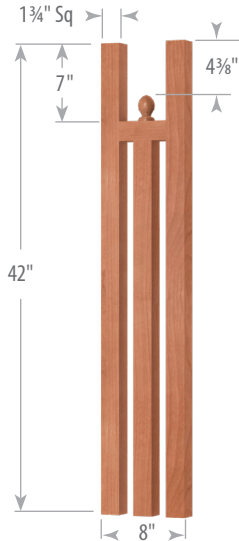
- ✓ **Good:** Pine, Southern Yellow Pine, and KDAT (Kiln dried after treatment-southern yellow pine)
- ✓✓ **Better:** Fir and Alaskan Yellow Cedar
- ✓✓✓ **Better yet:** Accoya and Sapelle

Many others per your request.

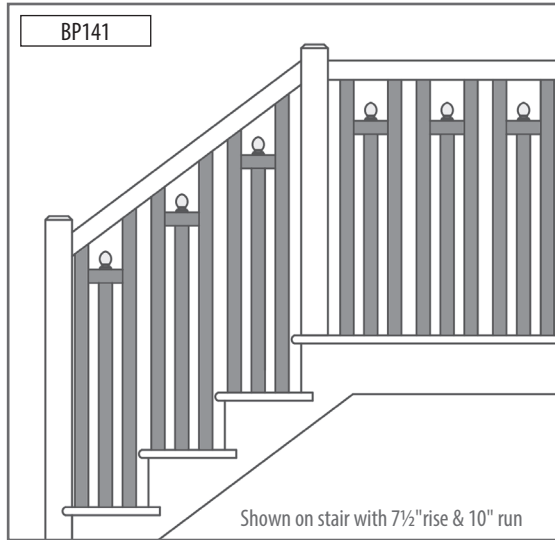
Component Panels For Interior Use

Model Number
BP141

Wooden Dowel Pin
Included for installation use. For additional pins, order DOWELWOOD1/2X2.

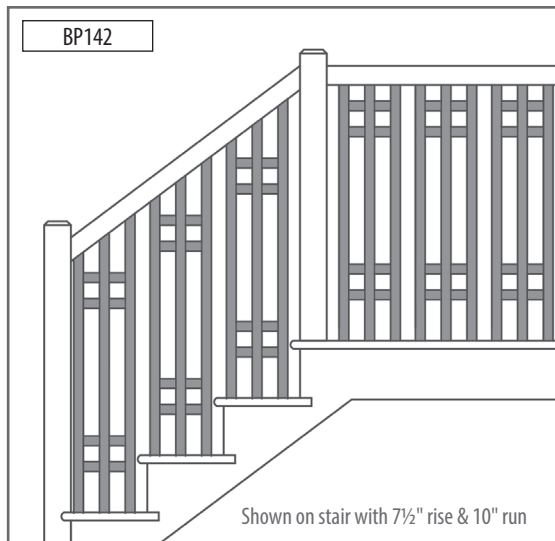
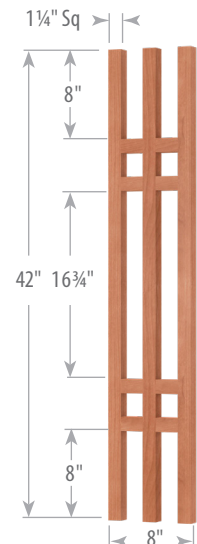


NOTE: On level applications, outside vertical members must be trimmed at the top to comply with the 4" sphere rule.



Model Number
BP142

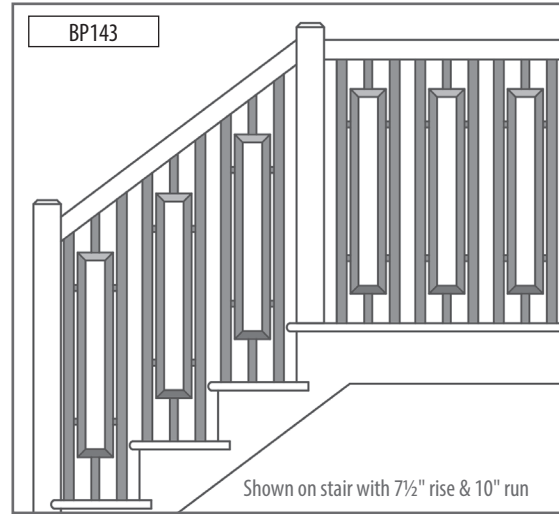
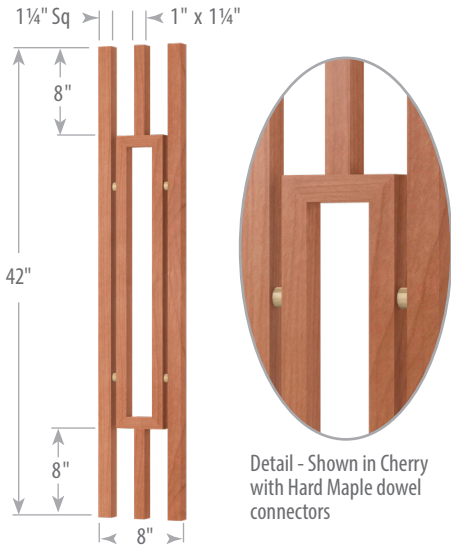
Wooden Dowel Pin
Included for installation use. For additional pins, order DOWELWOOD1/2X2.





Model Number
BP143

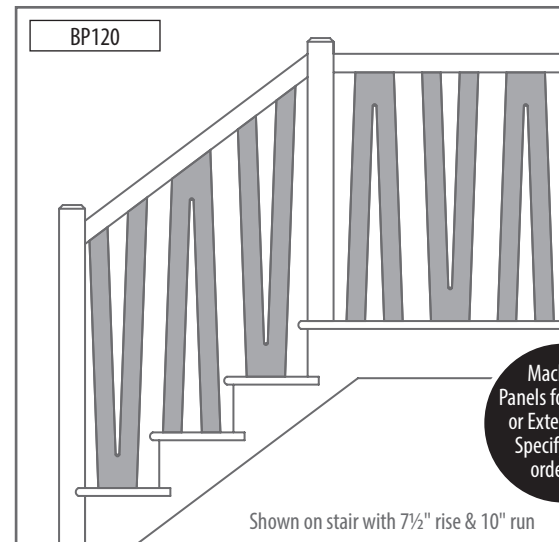

Wooden Dowel Pin
Included for installation use. For additional pins, order DOWELWOOD1/2X2.



Machined Panels For Interior and Exterior Use

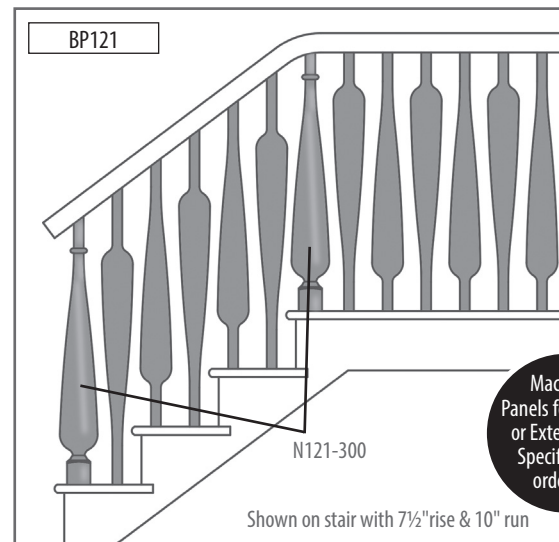
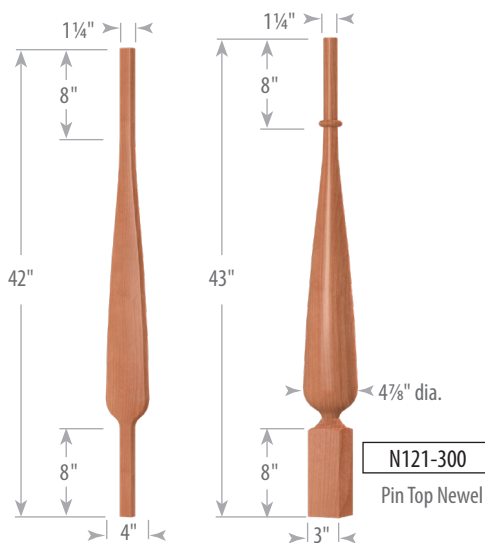
Model Number
BP120
Thickness
Minimum 3/4"
Maximum 1 3/4"


Wooden Dowel Pin
Included for installation use. For additional pins, order DOWELWOOD1/2X2.



Model Number
BP121
Thickness
Minimum 3/4"
Maximum 1 3/4"
Edge Finish
Eased


Wooden Dowel Pin
Included for installation use. For additional pins, order DOWELWOOD1/2X2.

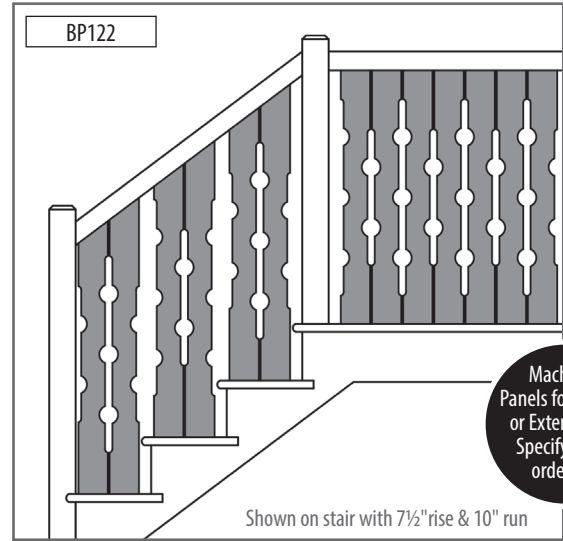
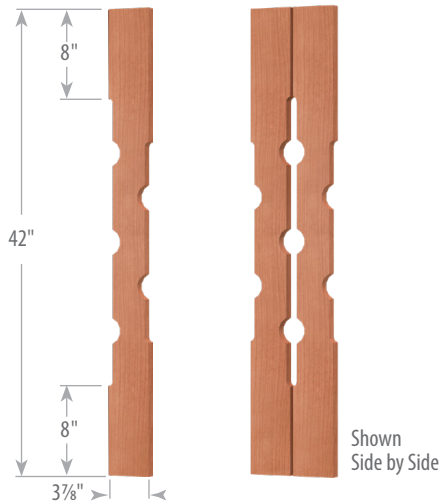




Baluster Panels

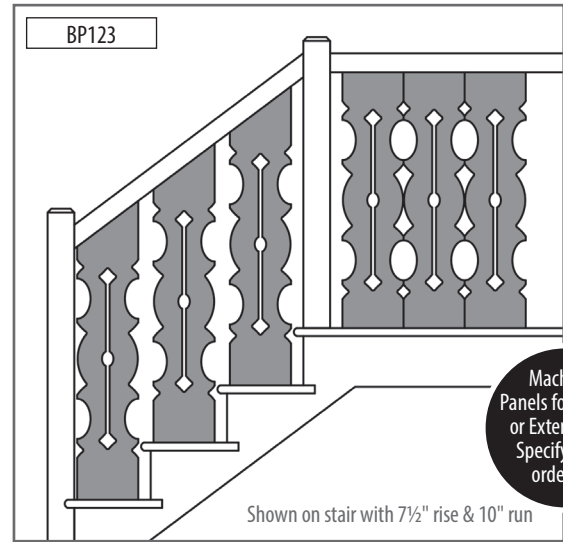
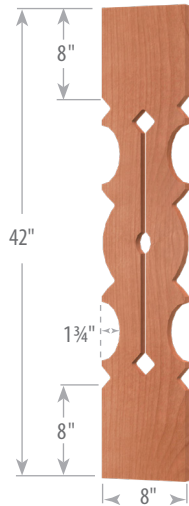
Model Number	
BP122	
Thickness	
Minimum	3/4"
Maximum	1 3/4"


Wooden Dowel Pin
Included for installation use. For additional pins, order DOWELWOOD1/2X2.



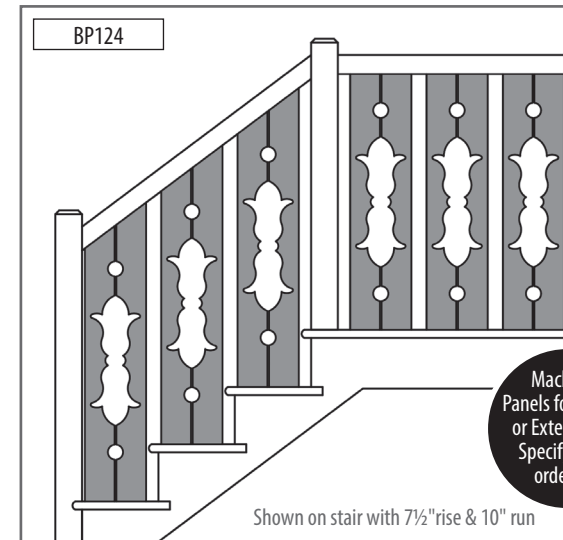
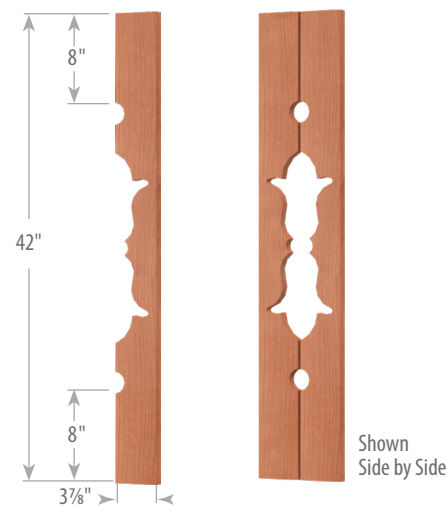
Model Number	
BP123	
Thickness	
Minimum	3/4"
Maximum	1 3/4"


Wooden Dowel Pin
Included for installation use. For additional pins, order DOWELWOOD1/2X2.



Model Number	
BP124	
Thickness	
Minimum	3/4"
Maximum	1 3/4"

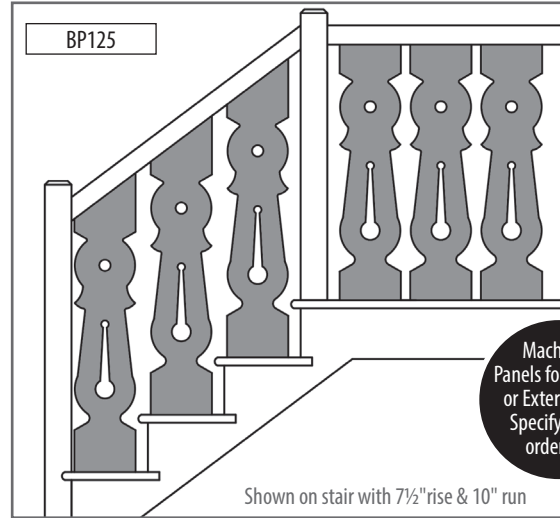

Wooden Dowel Pin
Included for installation use. For additional pins, order DOWELWOOD1/2X2.





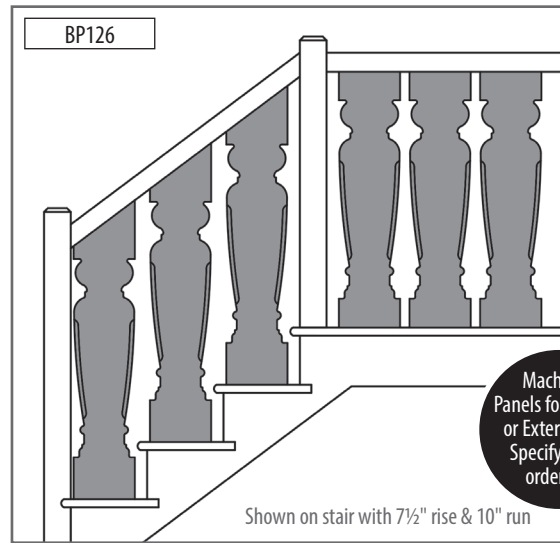
Model Number	
BP125	
Thickness	
Minimum	3/4"
Maximum	1 3/4"


Wooden Dowel Pin
 Included for installation use. For additional pins, order DOWELWOOD1/2X2.



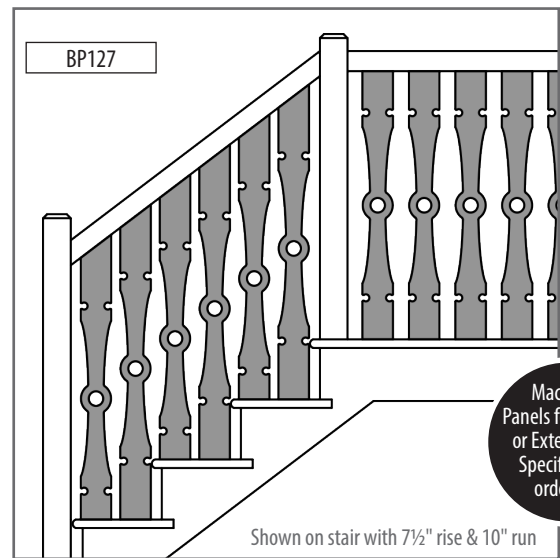
Model Number	
BP126	
Thickness	
Minimum	3/4"
Maximum	1 3/4"
Edge Finish	
Chamfered	


Wooden Dowel Pin
 Included for installation use. For additional pins, order DOWELWOOD1/2X2.



Model Number	
BP127	
Thickness	
Minimum	3/4"
Maximum	1 3/4"
Edge Finish	
Eased	


Wooden Dowel Pin
 Included for installation use. For additional pins, order DOWELWOOD1/2X2.





OAK POINTE

WHERE TRADITION AND INNOVATION CREATE EXCELLENCE

96 NEW PACE ROAD
NEWCOMERSTOWN
OHIO 43832

P 740.498.9820

F 740.498.9821

GENERAL INQUIRY

INFO@STAIRPARTSANDMORE.COM

QUOTE REQUESTS

QUOTES@STAIRPARTSANDMORE.COM

SUBMIT ORDERS

ORDERS@STAIRPARTSANDMORE.COM

Connect with us on:

