



COLONIAL SERIES

CLASSIC COLLECTION



★★★ *MADE IN THE USA* ★★★

The Colonial Series is part of our Classic Collection, designed and manufactured by Oak Pointe includes familiar & new products for stairways but with Oak Pointe's typical expanded options including parts for fireplaces, columns, kitchens and more. All components in this collection are for interior use only.

WHERE TRADITION AND INNOVATION CREATE EXCELLENCE

Custom components are an integral part of our business. Call for pricing on your designs for interior and exterior use.



Suggested Handrails
To complement Colonial Series stair parts. For more selections of flat bottom and plowed handrails, see pages 237-239 in our catalog Edition 4.0.

6010



6210



6310



6601



9500



Standard Thickness:

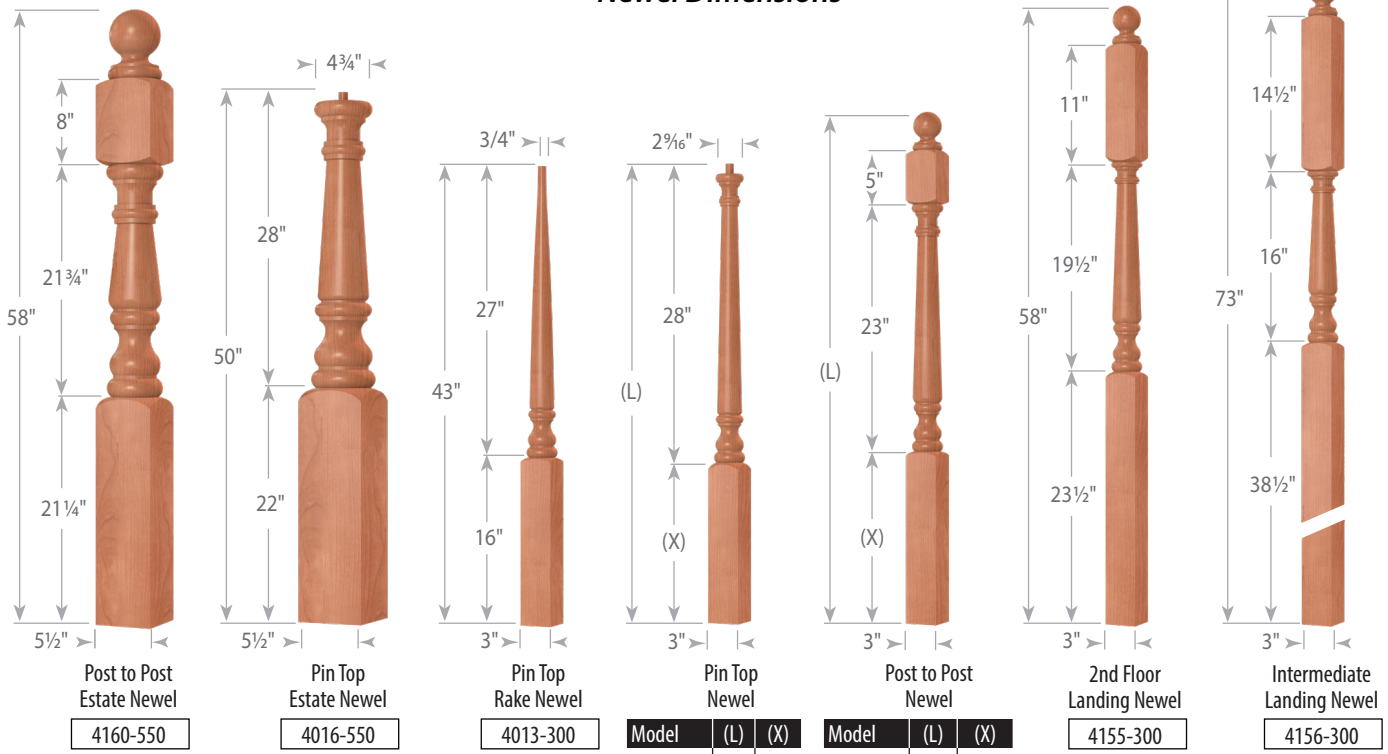
Baluster	1 1/8", 1 1/4"
Newel	3"
Estate Newel	5 1/2"
Kitchen Island	3 1/2", 5"
Fireplace	4 1/2"

Other Widths Available

Featured Milling Option:

Plain	-
-------	---

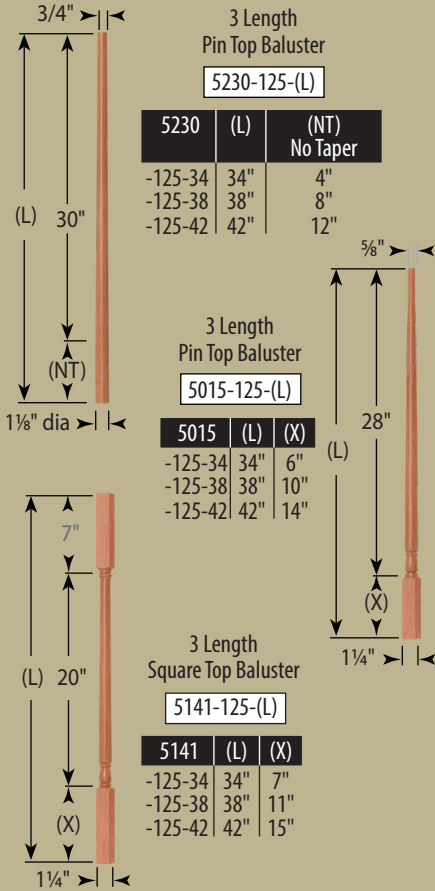
Newel Dimensions



More Colonial 3 1/4" Newels on next page

Post to Post Newels shown with Ball Top (BT). See all Post Top options on pages 276-278 in our catalog Edition 4.0.

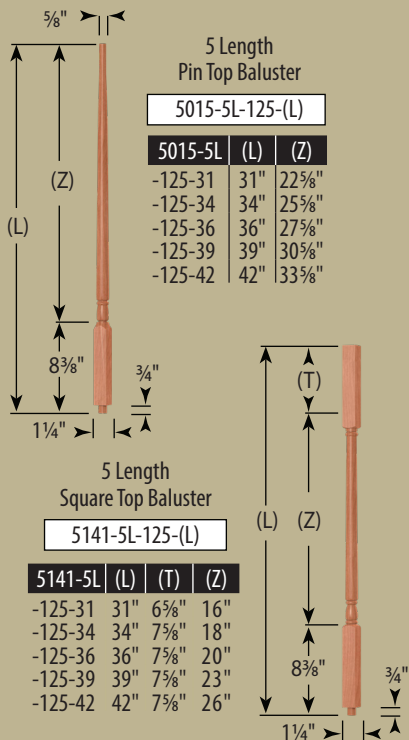
Baluster Dimensions



Wooden Dowel Pin

The bottom of each 3 length baluster is drilled and shipped with a loose wooden pin for installation.

See page 32 in our catalog Edition 4.0 for 3 Length Baluster orientation on treads



See page 32 in our catalog Edition 4.0 for 5 Length Baluster orientation on treads

Milling Options	Fluted	Reeded
Code	F	R




COLONIAL
CLASSIC COLLECTION

★★★ MADE IN THE USA ★★★

Square Top Balusters

5141-125
(1 $\frac{1}{4}$ " wide)



Plain -F -R

Pin Top Balusters

5015-125
(1 $\frac{1}{4}$ " wide)



Plain -F -R

5230-125
(1 $\frac{1}{8}$ " dia.)



Plain -F -R

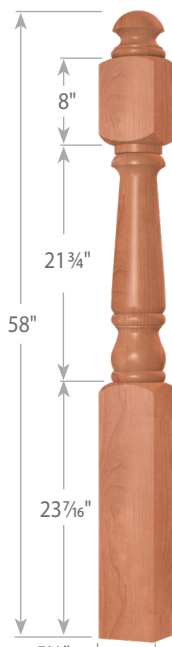
5230-175
(1 $\frac{5}{8}$ " dia.)



Plain


See page 153 for more details

Newel Dimensions



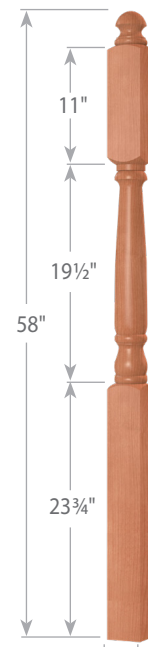
Post to Post
Estate Newel

4190-550



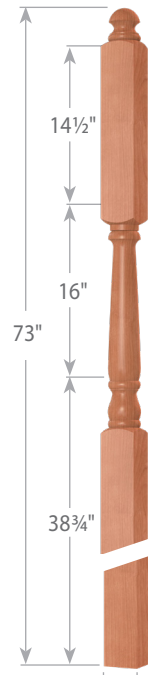
Post to Post
Newel

Model	(L)	(X)
4180-325	48"	17"
4182-325	58"	27"
4193-325	62"	31"
4195-325	73"	42"
4198-325	78"	47"



2nd Floor
Landing Newel

4185-325



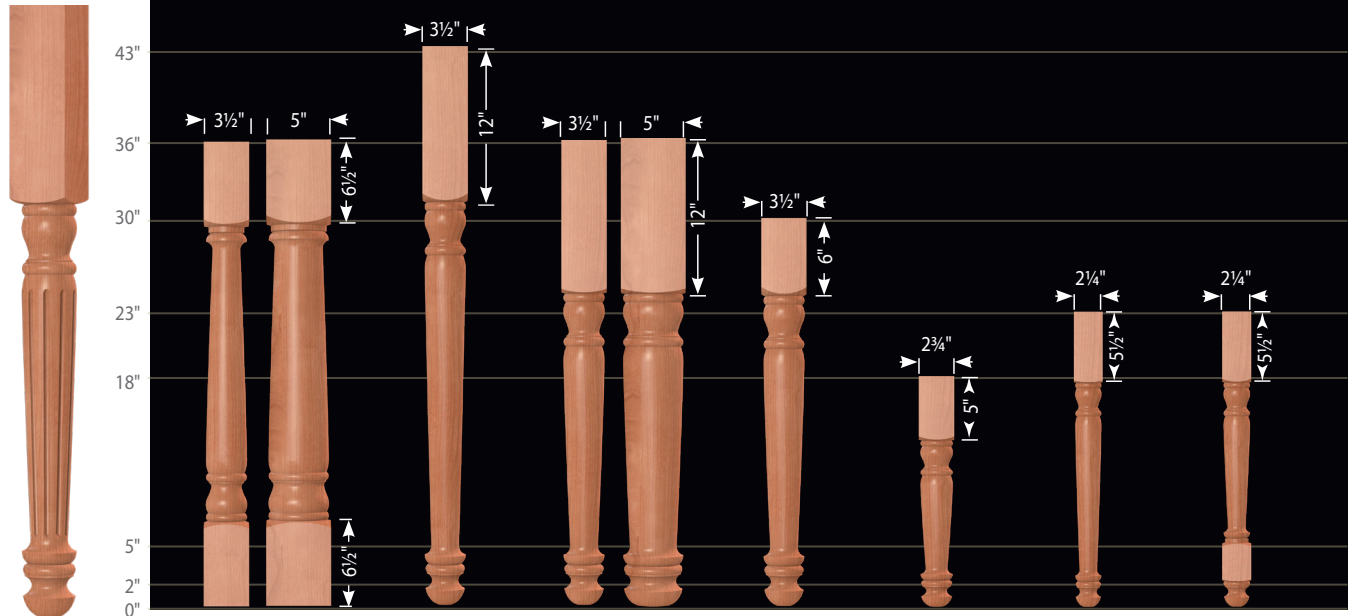
Intermediate
Landing Newel

4186-325

Post to Post Newels shown with
Mushroom Top (MT). See all Post Top
options on pages 276-278.



*** MADE IN THE USA ***



Island Leg Example 105015-350-F	Island Column 15015-350 15015-500	Bar Leg (Footed) 125015-350	Island Leg (Footed) 105015-350 105015-500	Table Leg (Footed) 95015-350	Coffee Table Leg (Footed) 85015-275	End Table Leg (Footed) 75015-225	End Table Leg (w/stretcher block) 65015-225
------------------------------------	---	--------------------------------	---	---------------------------------	--	-------------------------------------	--

Bun Feet

55015

Colonial Series Bun Feet

For more Bun Feet selections, see pages 274-275 in our catalog Edition 4.0.

Columns, Legs and Bun Feet Milling Options

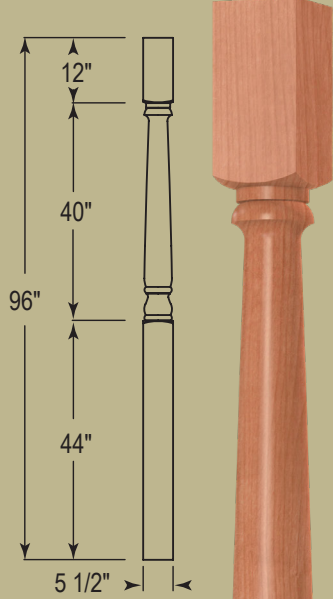
MILLING OPTIONS	CODE	Island Column	Legs	Bun Feet	Interior Post	Fireplace Column	Decorative Column
Fluted	F	✓	✓	✓	✓	✓	✓
Fluted Sunburst	F1			✓			
Reeded	R	✓	✓	✓	✓	✓	✓
Twist	TW			✓			

Milling Options Details

Name	Fluted	Reeded
Code	F	R



Interior Posts



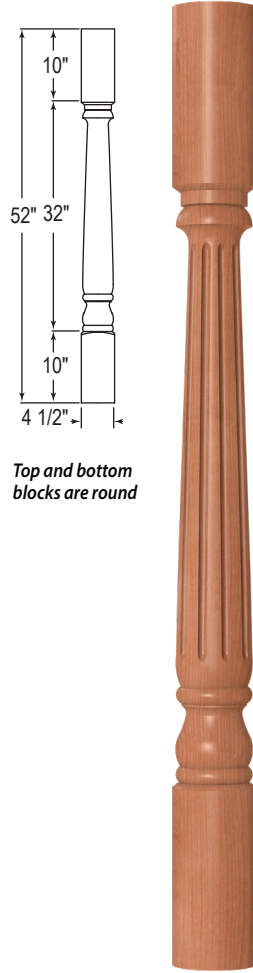
Standard post size is 5 1/2" wide and 96" high.

Interior Post Shown Plain

45015-550

Our columns and posts have not been tested for their weight bearing ability and therefore are sold as NON-weight bearing.

Fireplace Columns



Top and bottom blocks are round

Fireplace Column Example

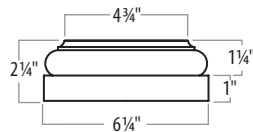
25015-450-F

Tuscan Base

used for Cap and Base (optional)



Model No. BASETUS450



Fireplace columns shown with Fluted milling option.

See pages 288-289 in our catalog Edition 4.0 for more Fireplace Columns

Decorative Solid Round Columns



Decorative Solid Round Column Dimensions*

Column Size	550	750	950
Bottom Dia. "A"	5 1/2"	7 1/2"	9 1/2"
Top Dia. "B"	5 1/2"	7 1/2"	9 1/2"
Round Bottom Block Height "P"	2"	2 5/8"	3 3/8"
Round Top Block Height "Q"	1 1/2"	2"	2 1/2"
Standard Lengths (including cap & base)	6' 7' 8'	6' 7' 8' 9'	6' 10'
Cap & Base Included	Attic Base with Tuscan Base for Cap		

*Dimensions shown are after final field trimming of shaft bottom.

Base/Cap Dimensions

Tuscan Base Bottom Square Width "C"	9"	11"	13"
Attic Base Bottom Square Width "CC"	9"	11"	13"



Tuscan Base used for Cap



Attic Base

See page 284 for all Base and Cap dimensions

7 1/2" x 96" Colonial Series Column with Cap and Attic Base Example

35015-750-96-R

NOTE: These columns are manufactured from solid blanks with face and edge grain.

See pages 282-283 in our catalog Edition 4.0 for more Columns



OAK POINTE

WHERE TRADITION AND INNOVATION CREATE EXCELLENCE

96 NEW PACE ROAD
NEWCOMERSTOWN
OHIO 43832

P 740.498.9820

F 740.498.9821

GENERAL INQUIRY

INFO@STAIRPARTSANDMORE.COM

QUOTE REQUESTS

QUOTES@STAIRPARTSANDMORE.COM

SUBMIT ORDERS

ORDERS@STAIRPARTSANDMORE.COM

Connect with us on:

