



# MISSION SERIES

CLASSIC COLLECTION



★★★ *MADE IN THE USA* ★★★

**The Mission Series** is part of our Classic Collection, designed and manufactured by Oak Pointe includes familiar & new products for stairways but with Oak Pointe's typical expanded options including parts for fireplaces, columns, kitchens and more. All components in this collection are for interior use only.

**WHERE TRADITION AND INNOVATION CREATE EXCELLENCE**

Custom components are an integral part of our business. Call for pricing on your designs for interior and exterior use.



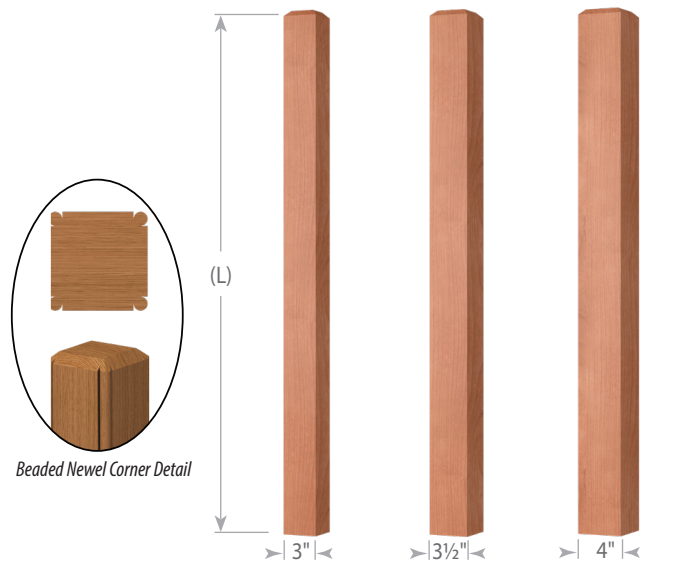
**Suggested Handrails**  
To complement Mission Series stair parts. For more selections of flat bottom and plowed handrails, see pages 237-239 in our catalog Edition 4.0.



**Standard Thickness:**  
Baluster various  
Newel 3", 3½" or 4"  
Kitchen Island 3½", 5"  
Other Widths Available

**Featured Milling Option:**  
Mission 9V-Groove  
M9-VG4

**Newel Dimensions**



Beaded Newel Corner Detail

Post to Post Newels

Model	(L)	Model	(L)	Model	(L)
4110-300	48"	4000-350	48"	4002-400	48"
4111-300	58"	4001-350	58"	4003-400	58"
4119-300	73"	4019-350	73"	4219-400	73"
4120-300	78"	4020-350	78"	4220-400	78"

**Newel Top Options**

Bevel top is standard.  
Other tops available:



Flat Top  
-FT



3/8" Radius Top  
-RT



Square Grooved  
Flat Top  
-SG

Groove shown is ¼" high x ¼" deep.  
Other sizes available.

**Baluster Dimensions**


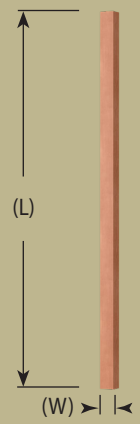
Note: The bottoms of Mission balusters are NOT pre-drilled to allow for side mount installation. Pre-drilling with loose wooden pin is available as an option.

5060	(W)	(L)
-125-34	1¼"	34"
-125-38	1¼"	38"
-125-42	1¼"	42"
-125-48	1¼"	48"

5360	(W)	(L)
-150-34	1½"	34"
-150-38	1½"	38"
-150-42	1½"	42"
-150-48	1½"	48"

5360	(W)	(L)
-175-34	1¾"	34"
-175-38	1¾"	38"
-175-42	1¾"	42"
-175-48	1¾"	48"


5360	(W)	(L)
-200-34	2"	34"
-200-38	2"	38"
-200-42	2"	42"
-200-48	2"	48"



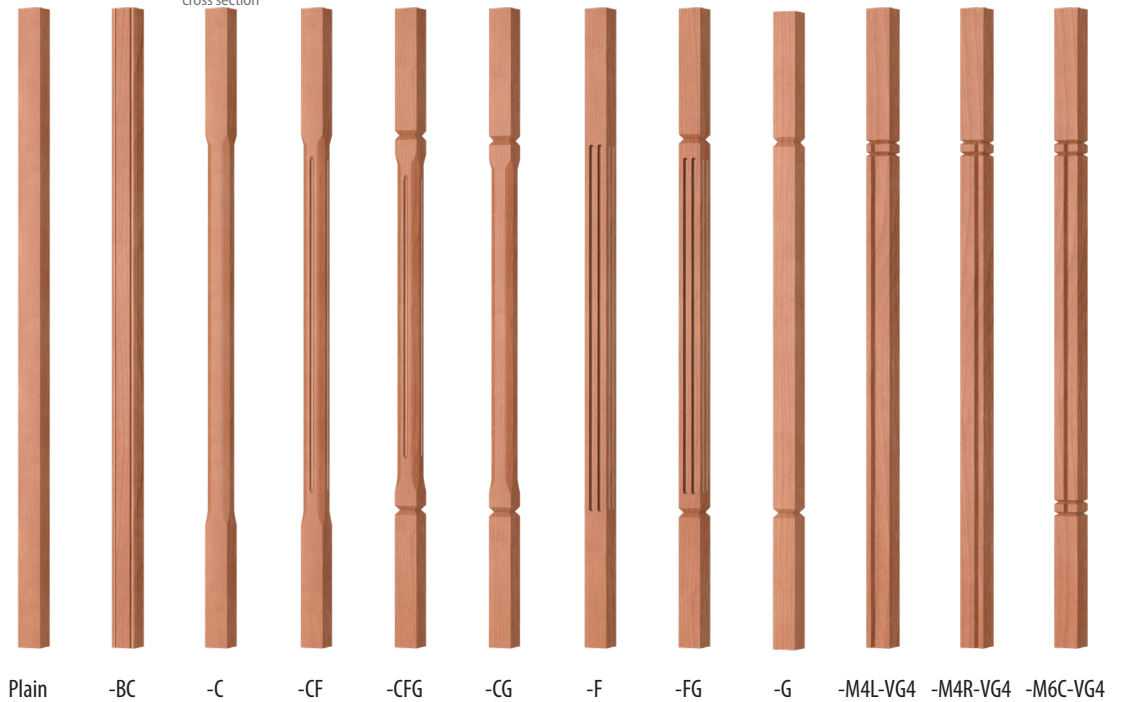
Beaded Baluster Corner Detail



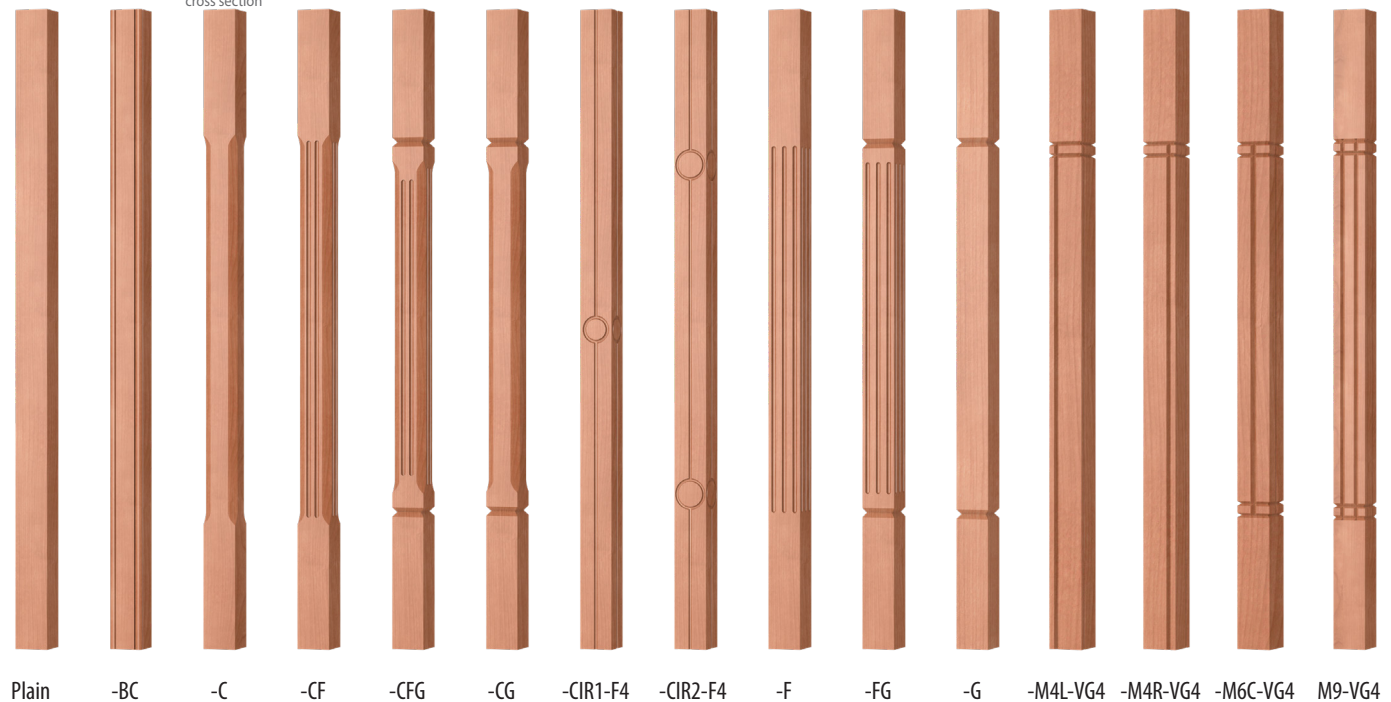
Milling Options	Beaded Corner	Chamfered	Chamfered & Fluted	Chamfered, Fluted & Grooved	Chamfered & Grooved	Circle 1 Fluted	Circle 2 Fluted	Fluted	Fluted & Grooved	Grooved	Mission 4 LH V-Grooved	Mission 4 RH V-Grooved	Mission 6 Centered V-Grooved	Mission 9 V-Grooved
Code	BC	C	CF	CFG	CG	CIR1-F4	CIR2-F4	F	FG	G	M4L-VG4	M4R-VG4	M6C-VG4	M9-VG4



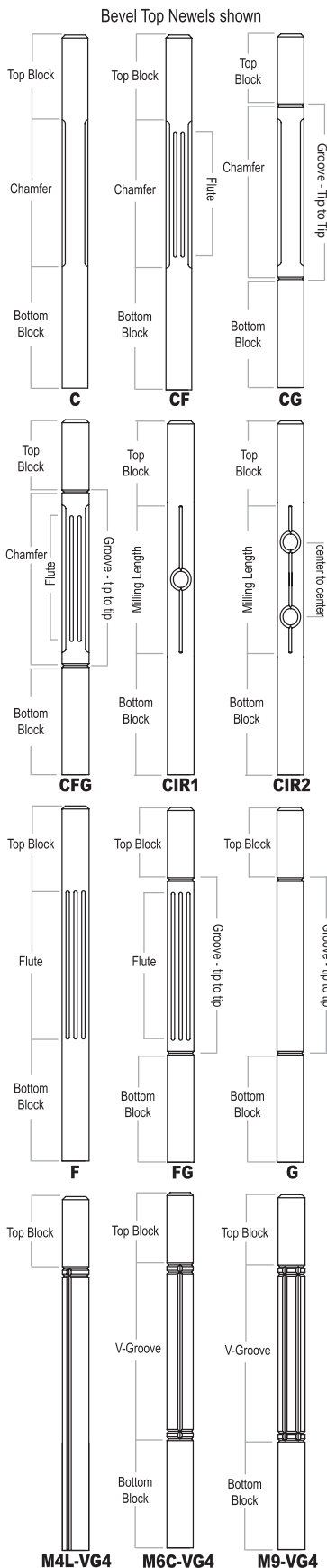
### 5060-125 Mission Baluster (1 1/4" width)



### 5360-175 Mission Baluster (1 3/4" width)





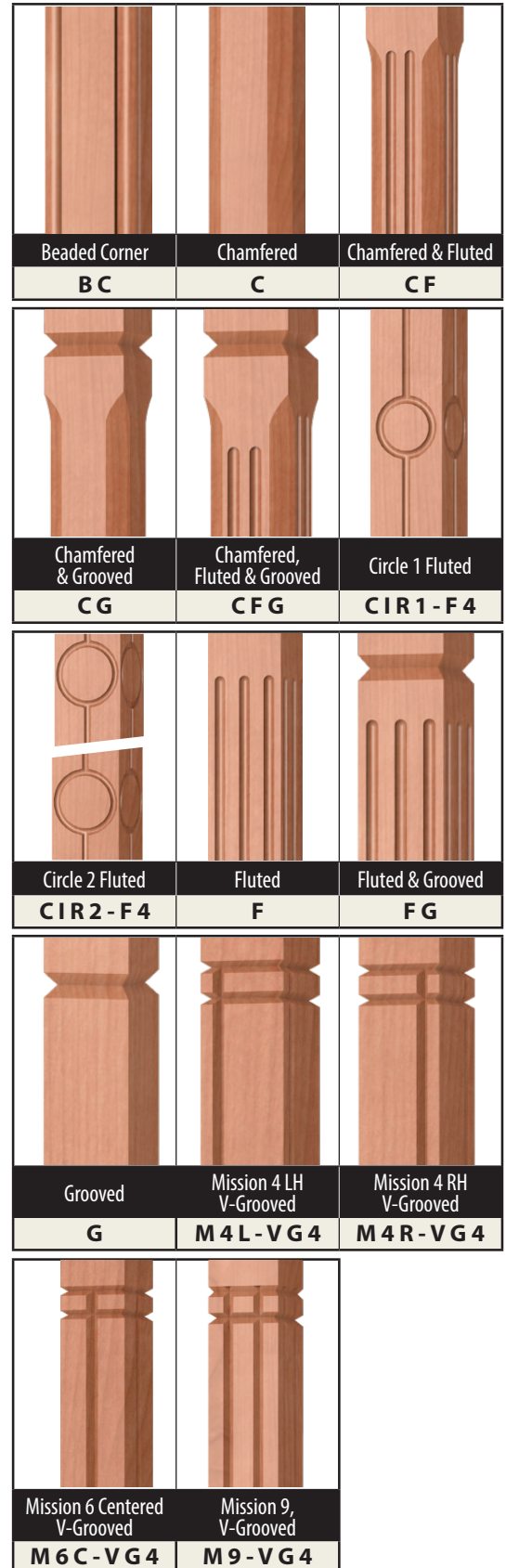


Milling Option	Code	Description	Balusters		Newels			
			5060	5360	4110 4000 4002	4111 4001 4003	4119 4019 4219	4120 4020 4220
<b>Beaded Corner</b>	<b>BC</b>		Full	Full	Full	Full	Full	Full
<b>Chamfered</b>	<b>C</b>	Top Block	7"	7"	11-1/2"	15"	15"	11-1/2"
		Chamfer	20"	20"	20"	16"	16"	20"
		Bottom Block	7" 11" 15"	7" 11" 15"	16-1/2"	27"	42"	46-1/2"
<b>Chamfered &amp; Fluted</b>	<b>CF</b>	Top Block	7"	7"	11-1/2"	15"	15"	11-1/2"
		Chamfer	20"	20"	20"	16"	16"	20"
		Flute	18" (1)	18" (2)	17" (2)	13" (2)	13" (2)	17" (2)
		Bottom Block	7" 11" 15"	7" 11" 15"	16-1/2"	27"	42"	46-1/2"
<b>Chamfered &amp; Grooved</b>	<b>CG</b>	Top Block	7"	7"	9-1/2"	13"	13"	9-1/2"
		Chamfer	17"	17"	20"	16"	16"	20"
		Groove- tip to tip	20"	20"	24"	20"	20"	24"
		Bottom Block	7" 11" 15"	7" 11" 15"	14-1/2"	25"	40"	44-1/2"
<b>Chamfered, Fluted &amp; Grooved</b>	<b>CFG</b>	Top Block	7"	7"	9-1/2"	13"	13"	9-1/2"
		Chamfer	17"	17"	20"	16"	16"	20"
		Flute	15"(1)	15" (2)	17" (2)	13" (2)	13" (2)	17" (2)
		Groove- tip to tip	20"	20"	24"	20"	20"	24"
		Bottom Block	7" 11" 15"	7" 11" 15"	14-1/2"	25"	40"	44-1/2"
<b>Circle 1</b>	<b>CIR1</b>	Top Block			11-1/2"	15"	15"	11-1/2"
		Milling length			20"	16"	16"	20"
		Bottom Block			16-1/2"	27"	42"	46-1/2"
<b>Circle 2</b>	<b>CIR2</b>	Top Block			11-1/2"	15"	15"	11-1/2"
		Circle Center-Center			10-1/8"	8-7/16"	8-7/16"	10-1/8"
		Milling length			20"	16"	16"	20"
		Bottom Block			16-1/2"	27"	42"	46-1/2"
<b>Fluted</b>	<b>F</b>	Top Block	7"	7"	11-1/2"	15"	15"	11-1/2"
		Flute	20" (2)	20" (3)	20" (3)	16" (3)	16" (3)	20" (3)
		Bottom Block	7" 11" 15"	7" 11" 15"	16-1/2"	27"	42"	46-1/2"
<b>Fluted &amp; Grooved</b>	<b>FG</b>	Top Block	7"	7"	9-1/2"	13"	13"	9-1/2"
		Flute	17" (2)	17" (3)	20" (3)	16" (3)	16" (3)	20" (3)
		Groove- tip to tip	20"	20"	24"	20"	20"	24"
		Bottom Block	7" 11" 15"	7" 11" 15"	14-1/2"	25"	40"	44-1/2"
<b>Grooved</b>	<b>G</b>	Top Block	7"	7"	9-1/2"	13"	13"	9-1/2"
		Groove- tip to tip	20"	20"	24"	20"	20"	24"
		Bottom Block	7" 11" 15"	7" 11" 15"	14-1/2"	25"	40"	44-1/2"
<b>Mission 4 LH &amp; RH V-Grooved</b>	<b>M4L-VG4 &amp; M4R-VG4</b>	Top Block	7"	7"	9-1/2"	13"	13"	9-1/2"
<b>Mission 6 Centered V-Grooved</b>	<b>M6C-VG4</b>	Top Block	7"	7"	9-1/2"	13"	13"	9-1/2"
		V-Groove	20"	20"	24"	20"	20"	24"
		Bottom Block	7" 11" 15"	7" 11" 15"	14-1/2"	25"	40"	44-1/2"
<b>Mission 9 Centered V-Grooved</b>	<b>M9-VG4</b>	Top Block	NA	7"	9-1/2"	13"	13"	9-1/2"
		V-Groove	NA	20"	24"	20"	20"	24"
		Bottom Block	NA	7" 11" 15"	14-1/2"	25"	40"	44-1/2"



Island Columns	Bar Leg	Island Legs	Table Leg	Coffee Table Leg	End Table Leg	Fireplace Column	Interior Post
15360-350 15360-500	125360-350	105360-350 105360-500	95360-350	85360-275	65360-225	25360	45360
Full	Full	Full	Full	Full	Full	Full	Full
8"	14"	14"	8"	6-1/2"	7"	12"	14"
20"	21"	14"	14"	7"	11-1/2"	28"	36"
8"	8"	8"	8"	4-1/2"	4-1/2"	12"	46"
8"	14"	14"	8"	6-1/2"	7"	12"	14"
20"	21"	14"	14"	7"	11-1/2"	28"	36"
17"*	18" (2)	11"*	11" (2)	5" (2)	9-1/2" (2)	25" (3)	32" (3)
8"	8"	8"	8"	4-1/2"	4-1/2"	12"	46"
6"	12"	12"	6"	5"	5-1/2"	10"	12"
20"	21"	14"	14"	7"	11-1/2"	28"	36"
24"	25"	18"	18"	10"	14-1/2"	32"	40"
6"	6"	6"	6"	3"	3"	10"	44"
6"	12"	12"	6"	5"	5-1/2"	10"	12"
20"	21"	14"	14"	7"	11-1/2"	28"	36"
17"*	18" (2)	11"*	11" (2)	5" (2)	9-1/2" (2)	25" (3)	32" (3)
24"	25"	18"	18"	10"	14-1/2"	32"	40"
6"	6"	6"	6"	3"	3"	10"	44"
6"	12"	12"	6"	5"	5-1/2"	10"	12"
24"	25"	18"	18"	10"	14-1/2"	32"	40"
6"	6"	6"	6"	3"	3"	10"	44"
6"	12"	12"	6"	5"	5-1/2"	10"	12"
12-3/16"	13-1/8"	10-1/8"	10-1/8"	5-9/16"	7-9/16"	15-5/16"	21"
24"	25"	18"	18"	10"	14-1/2"	32"	40"
6"	6"	6"	6"	3"	3"	10"	44"
8"	14"	14"	8"	6-1/2"	7"	12"	14"
20" ^	21" (3)	14" ^	14" (3)	7" (3)	11-1/2" (3)	28" (4)	36" (4)
8"	8"	8"	8"	4-1/2"	4-1/2"	12"	46"
6"	12"	12"	6"	5"	5-1/2"	10"	12"
20" ^	21" (3)	14" ^	14" (3)	7" (3)	11-1/2" (3)	28" (4)	36" (4)
24"	25"	18"	18"	10"	14-1/2"	32"	40"
6"	6"	6"	6"	3"	3"	10"	44"
6"	12"	12"	6"	5"	5-1/2"	10"	12"
24"	25"	18"	18"	10"	14-1/2"	32"	40"
6"	6"	6"	6"	3"	3"	10"	44"
6"	12"	12"	6"	5"	5-1/2"	10"	12"
24"	25"	18"	18"	10"	14-1/2"	32"	40"
6"	6"	6"	6"	3"	3"	10"	44"
6"	12"	12"	6"	5"	5-1/2"	10"	12"
24"	25"	18"	18"	10"	14-1/2"	32"	40"
6"	6"	6"	6"	3"	3"	10"	44"

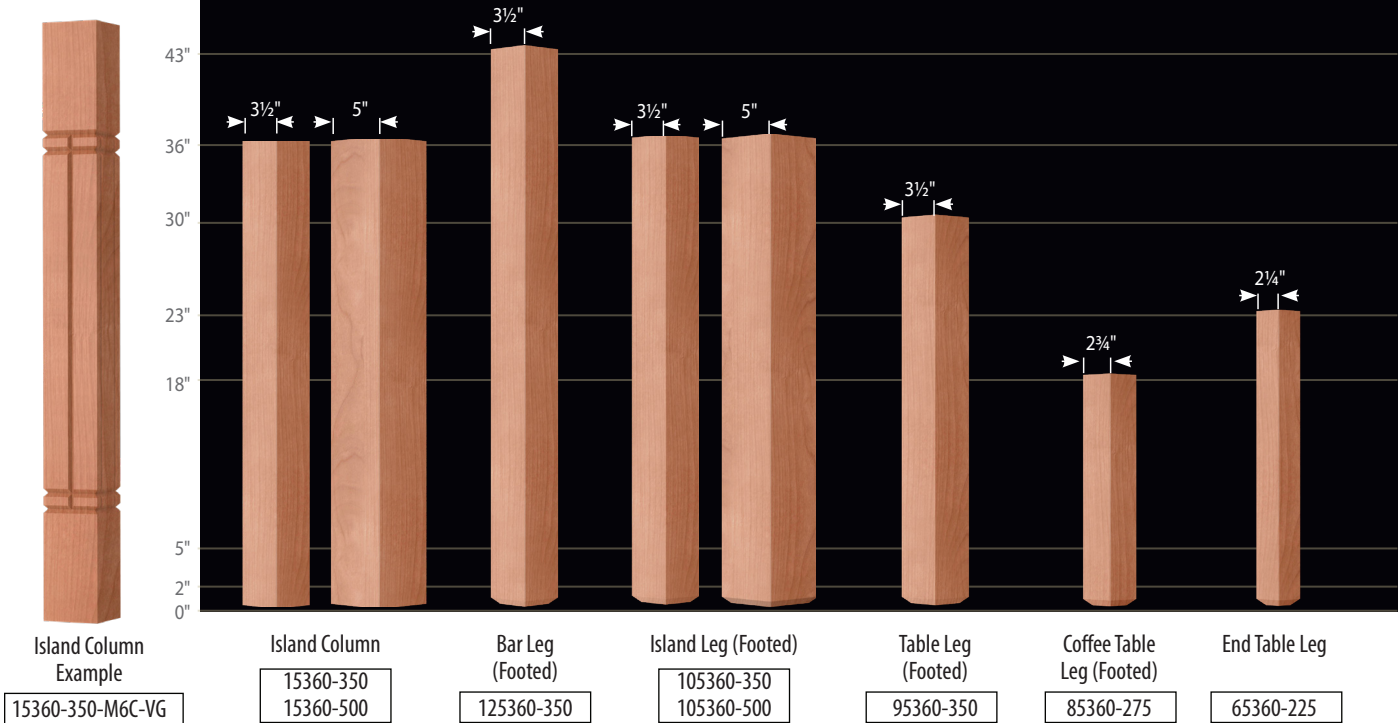
**Mission Milling Options**



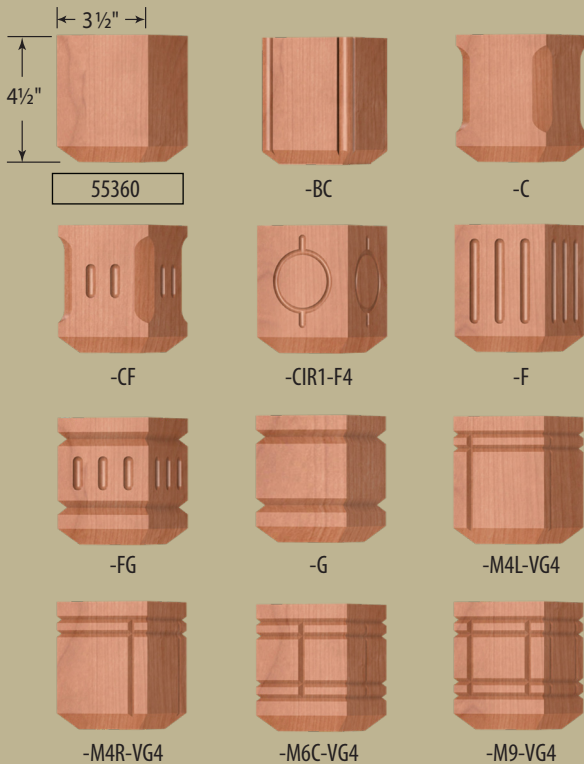
\*(3/2" = 2 Flutes) (5" = 3 Flutes) ^ (3/2" = 3 Flutes) (5" = 4 Flutes)



\*\*\* MADE IN THE USA \*\*\*

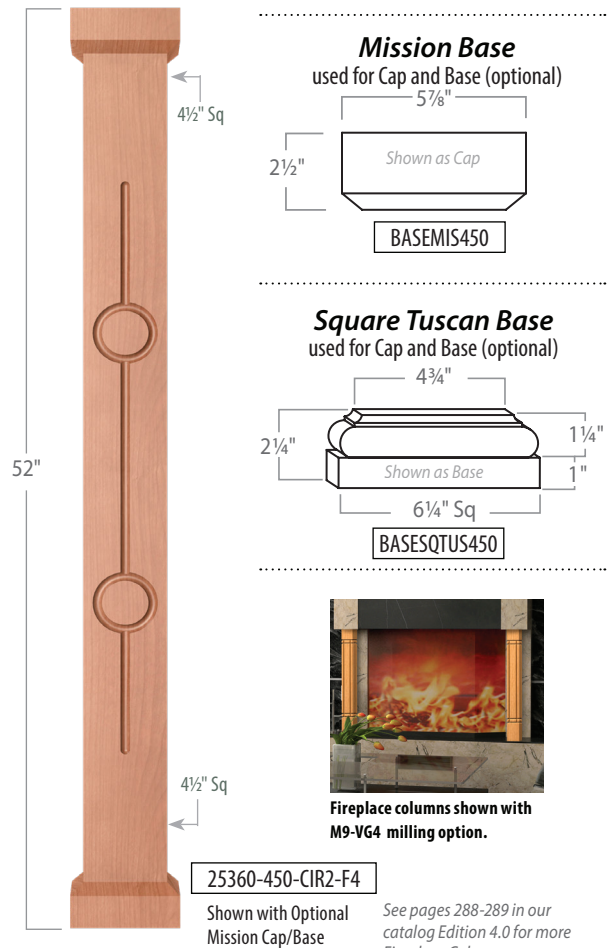


Bun Feet



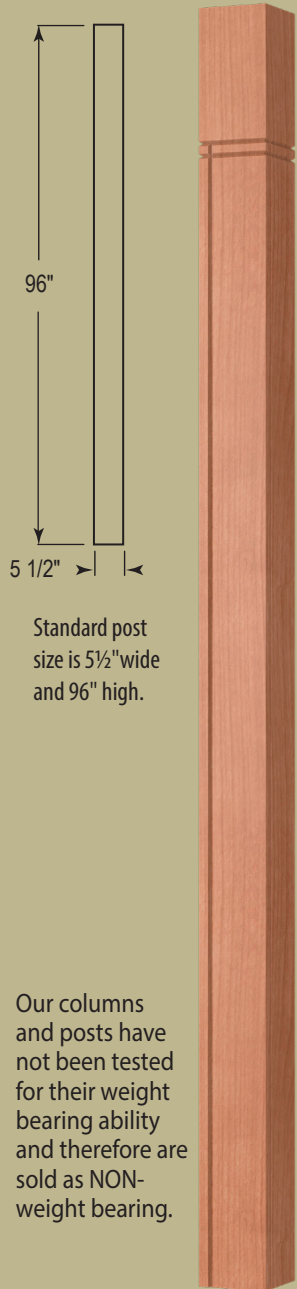
**Mission Series Bun Feet** For more Bun Feet selections, see pages 274-275 in our catalog Edition 4.0.

Fireplace Columns





**Interior Posts**



Standard post size is 5 1/2" wide and 96" high.

Our columns and posts have not been tested for their weight bearing ability and therefore are sold as NON-weight bearing.

**45360-550-M4L-VG4**

Interior Post shown with Mission 4 LH V-Grooved milling option

**Decorative Square Hollow Columns**



Mission Column with Square Tuscan Cap/Base

**35360-750-96**

Mission Series example shown no milling option and Square Tuscan Cap/Base



Mission Column with Mission Cap/Base

**35360-750-96-M9-VG4**

Mission Series example shown with M9 V-Grooved milling option and Mission Cap/Base

		35360 Columns				
Code	Description	72" *	84" *	96" *	108" *	120" *
CIR1 -F4	Top Block	12"	12"	12"	12"	12"
	Milling length	43"	55"	67"	79"	91"
	Bottom Block	12"	12"	12"	12"	12"
CIR2 -F4	Top Block	12"	12"	12"	12"	12"
	Circle Ctr-Ctr	7-15/16"	19-15/16"	31-15/16"	43-15/16"	55-15/16"
	Milling length	43"	55"	67"	79"	91"
F	Top Block	12"	12"	12"	12"	12"
	Flute 5/8" wide ^	39"	51"	63"	75"	87"
FG	Top Block	12"	12"	12"	12"	12"
	Flute 5/8" wide ^	39"	51"	63"	75"	87"
	Groove- tip to tip	43"	55"	67"	79"	91"
G	Top Block	12"	12"	12"	12"	12"
	Groove- tip to tip	43"	55"	67"	79"	91"
	Bottom Block	12"	12"	12"	12"	12"
M4L-VG4 & M4R-VG4	Top Block	12"	12"	12"	12"	12"
M6C-VG4	Top Block	12"	12"	12"	12"	12"
	V-Groove	43"	55"	67"	79"	91"
M9-VG4	Top Block	12"	12"	12"	12"	12"
	V-Groove	43"	55"	67"	79"	91"
	Bottom Block	12"	12"	12"	12"	12"

^Columns 5 1/2" wide have 4 Flutes. All other standard widths have 5 Flutes

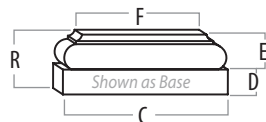
**Mission Square Hollow Column Dimensions**

Column Size	Shaft Dimensions *				
	Bottom Width "A"	Top Width "B"	Inside Shaft Dim.	Cap & Base Included	Standard Lengths (including cap & base)
550	5 1/2" Sq	5 1/2" Sq	3 7/8" Sq	Mission	6', 7', 8'
750	7 1/2" Sq	7 1/2" Sq	5 7/8" Sq	Mission	6', 7', 8', 9', 10'
950	9 1/2" Sq	9 1/2" Sq	7 7/8" Sq	Mission	6', 7', 8', 9', 10'
1150	11 1/2" Sq	11 1/2" Sq	9 7/8" Sq	Mission	8', 9', 10'

\* Dimensions shown are after final field trimming of shaft bottom.

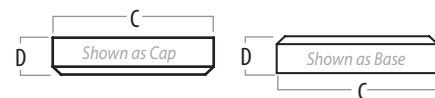
Top and bottom block dimensions are w/Mission Cap/Base; will be 2 1/4" shorter w/Tuscan Cap/Base.

Available split for pilasters or 2 open glue joints for wrapping posts.



**Square Tuscan Cap/Base Dimensions**

Plinth Width "C"	Plinth Height "D"	Moulded Height "E"	Moulded Width "F"	Overall Height "R"	Model Number	Column Size	Width "C"	Height "D"	Model Number
9" Sq	2"	2 3/4"	5 3/4"	4 3/4"	BASESQTUS550	550	6 7/8" Sq	2 1/2"	BASEMIS550
11" Sq	2"	2 3/4"	7 3/4"	4 3/4"	BASESQTUS750	750	8 7/8" Sq	2 1/2"	BASEMIS750
13" Sq	2"	2 3/4"	9 3/4"	4 3/4"	BASESQTUS950	950	10 7/8" Sq	2 1/2"	BASEMIS950
15" Sq	2"	2 3/4"	11 3/4"	4 3/4"	BASESQTUS1150	1150	12 7/8" Sq	2 1/2"	BASEMIS1150



**Mission Cap/Base Dimensions**

See pages 282-283 in our catalog Edition 4.0 for more Columns



# OAK POINTE

WHERE TRADITION AND INNOVATION CREATE EXCELLENCE

96 NEW PACE ROAD  
NEWCOMERSTOWN  
OHIO 43832

P 740.498.9820

F 740.498.9821

**GENERAL INQUIRY**

[INFO@STAIRPARTSANDMORE.COM](mailto:INFO@STAIRPARTSANDMORE.COM)

**QUOTE REQUESTS**

[QUOTES@STAIRPARTSANDMORE.COM](mailto:QUOTES@STAIRPARTSANDMORE.COM)

**SUBMIT ORDERS**

[ORDERS@STAIRPARTSANDMORE.COM](mailto:ORDERS@STAIRPARTSANDMORE.COM)

Connect with us on:

