



OAK POINTE

CLIFTON PARK SERIES

DIAMOND COLLECTION



★★★ *MADE IN THE USA* ★★★

The Clifton Park Series is part of our Diamond Collection, designed and manufactured by Oak Pointe includes familiar & new products for stairways but with Oak Pointe's typical expanded options including parts for fireplaces, columns, kitchens and more. All components in this collection are for interior use only.

WHERE TRADITION AND INNOVATION CREATE EXCELLENCE

Custom components are an integral part of our business. Call for pricing on your designs for interior and exterior use.



*** MADE IN THE USA ***

Suggested Handrails
To complement Clifton Park Series stair parts. For more selections of flat bottom and plowed handrails, see pages 237-239 in our catalog Edition 4.0.

6210



6310



6400



6710



6910



9500



Standard Thickness:

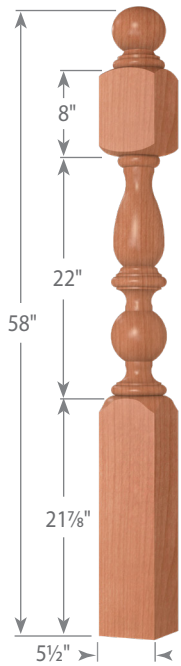
Baluster	1 3/4"
Newel	3 1/2"
Estate Newel	5 1/2"
Kitchen Island	3 1/2", 5"
Fireplace	4 1/2"

Other Widths Available

Featured Milling Option:

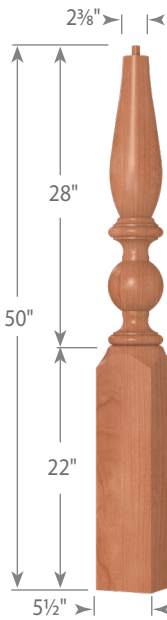
Rope Twist	RTRH
Newel	
Reeded Ball	RB

Newel Dimensions



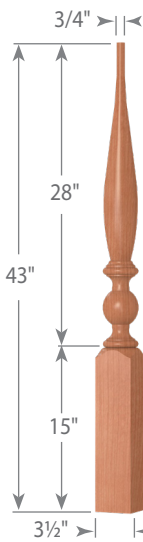
Post to Post Estate Newel

3590-550



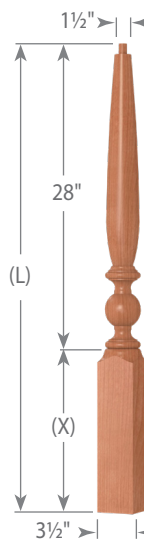
Pin Top Estate Newel

3576-550



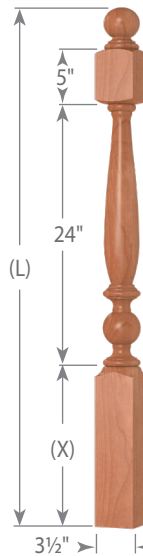
Pin Top Rake Newel

3573-350



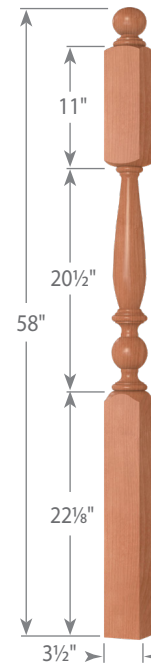
Pin Top Newel

Model	(L)	(X)
3570-350	43"	15"
3574-350	50"	22"
3575-350	58"	30"
3577-350	65"	37"
3578-350	73"	45"



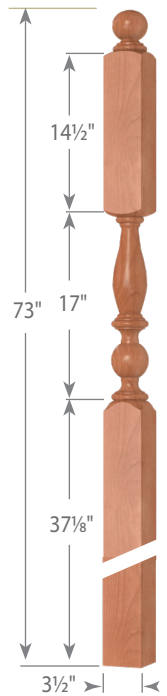
Post to Post Newel

Model	(L)	(X)
3580-350	48"	14 5/8"
3582-350	58"	24 5/8"
3593-350	62"	28 5/8"
3595-350	73"	39 5/8"
3598-350	78"	44 5/8"



2nd Floor Landing Newel

3585-350



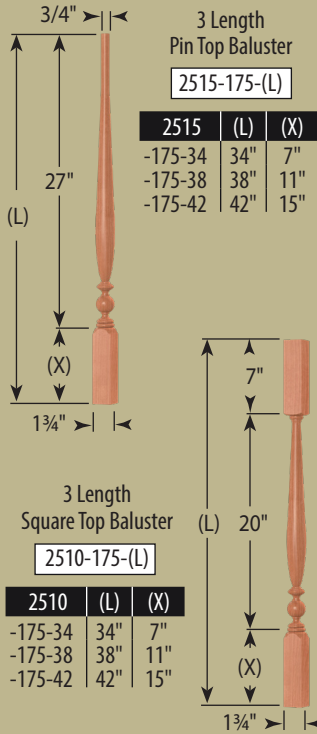
Intermediate Landing Newel

3586-350

Post to Post Newels shown with Clifton Park Ball Top (CBT). See all Post Top options on pages 276-278 in our catalog Edition 4.0.



Baluster Dimensions



See page 32 in our catalog Edition 4.0 for 3 Length Baluster orientation on treads




Wooden Dowel Pin

The bottom of each 3 length baluster is drilled and shipped with a loose wooden pin for installation.

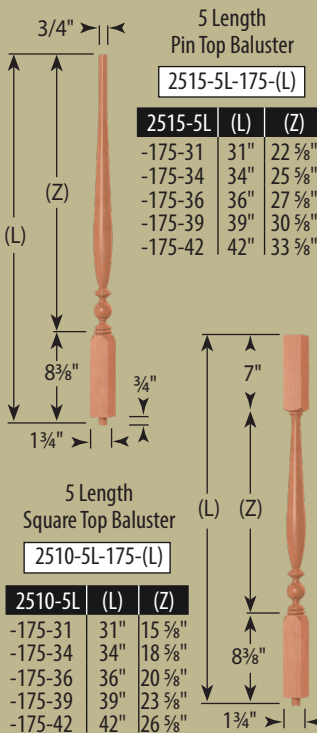
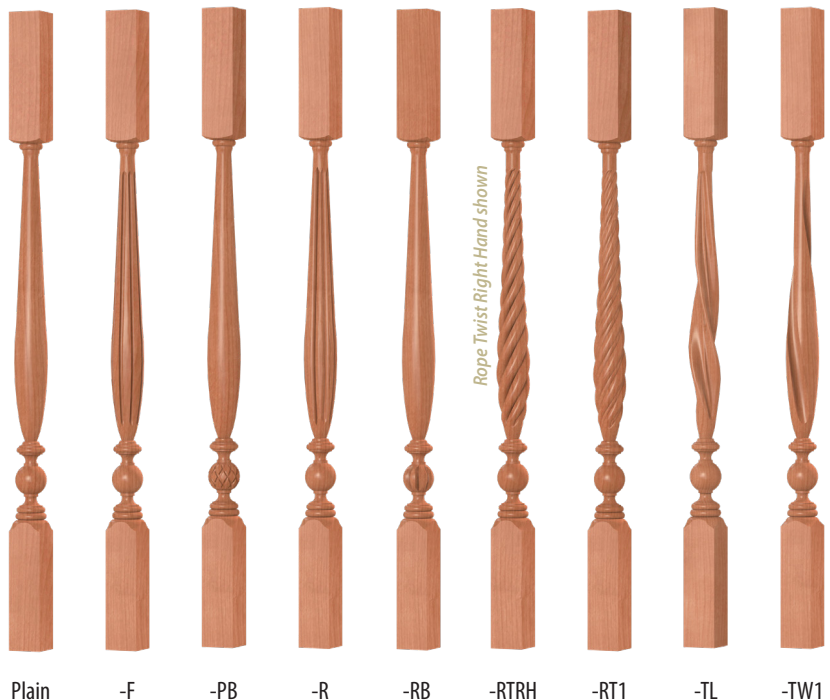
Optional steel dowel screws also available.
Order #3076-100PK (pack of 100).

Milling Options	Fluted	Pineapple Ball	Reeded	Reeded Ball	Rope Twist (LH)	Rope Twist (RH)	Rope Twist 1	Twisted Leaf	Twist 1
Code	F	PB	R	RB	RTLH	RTRH	RT1	TL	TW1

2515-175 Pin Top Balusters (1 3/4" wide)



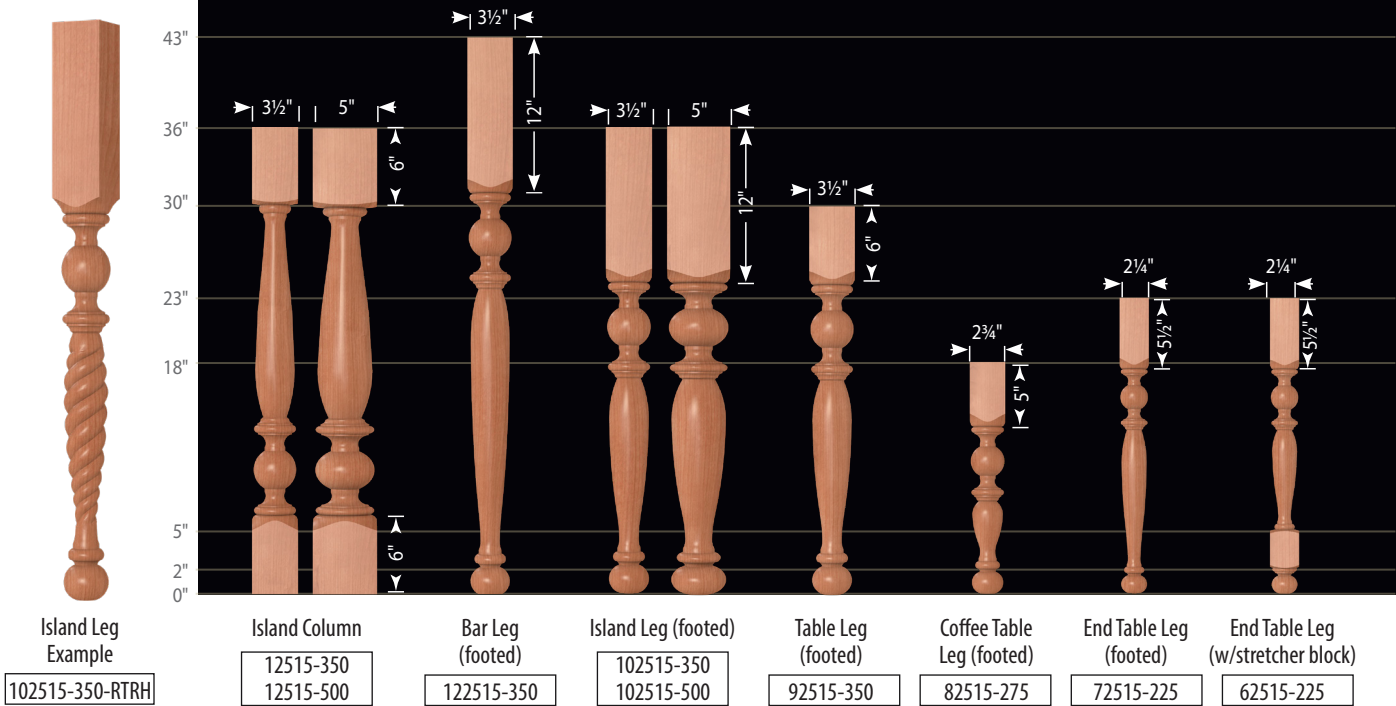
2510-175 Square Top Balusters (1 3/4" wide)



See page 32 in our catalog Edition 4.0 for 5 Length Baluster orientation on treads



*** MADE IN THE USA ***



Bun Feet

Clifton Park Series Bun Feet
For more Bun Feet selections, see pages 274-275 in our catalog Edition 4.0.

MILLING OPTIONS	CODE	Island Column	Legs	Bun Feet	Interior Post	Fireplace Column	Decorative Column
Fluted	F	✓	✓		✓	✓	✓
Pineapple Ball	PB	✓	✓	✓	✓	✓	✓
Reeded	R	✓	✓		✓	✓	✓
Reeded Ball	RB	✓	✓	✓	✓	✓	✓
Rope Twist	RTLH	✓	✓		✓	✓	✓
	RTRH	✓	✓		✓	✓	✓
Rope Twist 1	RT1	✓	✓		✓	✓	✓
Twisted Leaf	TL	✓	✓*		✓	✓	
Twist 1	TW1	✓	✓		✓	✓	✓

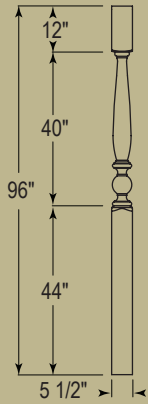
*Not available on 82515 Coffee Table Leg

Columns, Legs and Bun Feet Milling Options

Milling Options Details	Fluted	Pineapple Ball	Reeded	Reeded Ball	Rope Twist LH	Rope Twist RH	Rope Twist 1	Twisted Leaf	Twist 1
Name	Fluted	Pineapple Ball	Reeded	Reeded Ball	Rope Twist LH	Rope Twist RH	Rope Twist 1	Twisted Leaf	Twist 1
Code	F	PB	R	RB	RTLH	RTRH	RT1	TL	TW1



Interior Posts



Standard post size is 5 1/2" wide and 96" high.

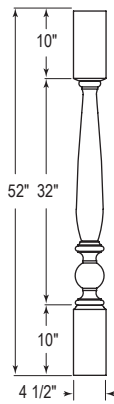


Interior Post Shown Plain

42515-550

Our columns and posts have not been tested for their weight bearing ability and therefore are sold as NON-weight bearing.

Fireplace Columns



Top and bottom blocks are round



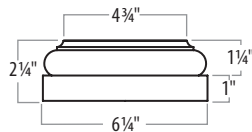
Fireplace Column Example

22515-450-RTRH/RB

Tuscan Base used for Cap and Base (optional)



Model No. BASETUS450



Fireplace Columns shown with Rope Twist and Reeded Ball milling options.

See pages 288-289 in our catalog Edition 4.0 for more Fireplace Columns

Decorative Solid Round Columns



Decorative Solid Round Column Dimensions*

Column Size	550	750	950
Bottom Dia. "A"	5 1/2"	7 1/2"	9 1/2"
Top Dia. "B"	5 1/2"	7 1/2"	9 1/2"
Round Bottom Block Height "P"	2"	2 3/8"	3 3/8"
Round Top Block Height "Q"	1 1/2"	2"	2 1/2"
Standard Lengths (including cap & base)	6' 7' 8'	6' 7' 8' 9' 10'	6'
Cap & Base Included	Attic Base with Tuscan Base for Cap		

*Dimensions shown are after final field trimming of shaft bottom.

Base/Cap Dimensions

Tuscan Base Bottom Square Width "C"	9"	11"	13"
Attic Base Bottom Square Width "CC"	9"	11"	13"



Tuscan Base used for Cap



Attic Base

See page 284 for all Base and Cap dimensions

7 1/2" x 96"
Clifton Park Series
Column with Cap
and Attic Base
Example

32515-750-96-F

NOTE: These columns are manufactured from solid blanks with face and edge grain.

See pages 282-283 in our catalog Edition 4.0 for more Columns



OAK POINTE

WHERE TRADITION AND INNOVATION CREATE EXCELLENCE

96 NEW PACE ROAD
NEWCOMERSTOWN
OHIO 43832

P 740.498.9820

F 740.498.9821

GENERAL INQUIRY

INFO@STAIRPARTSANDMORE.COM

QUOTE REQUESTS

QUOTES@STAIRPARTSANDMORE.COM

SUBMIT ORDERS

ORDERS@STAIRPARTSANDMORE.COM

Connect with us on:

