



# MILAN SERIES

## DIAMOND COLLECTION



★★★ *MADE IN THE USA* ★★★


**The Milan Series** is part of our Diamond Collection, designed and manufactured by Oak Pointe includes familiar & new products for stairways but with Oak Pointe's typical expanded options including parts for fireplaces, columns, kitchens and more. All components in this collection are for interior use only.

**WHERE TRADITION AND INNOVATION CREATE EXCELLENCE**

Custom components are an integral part of our business. Call for pricing on your designs for interior and exterior use.



**Suggested Handrails**  
To complement Milan Series stair parts. For more selections of flat bottom and plowed handrails, see pages 237-239 in our catalog Edition 4.0.



**Standard Thickness:**

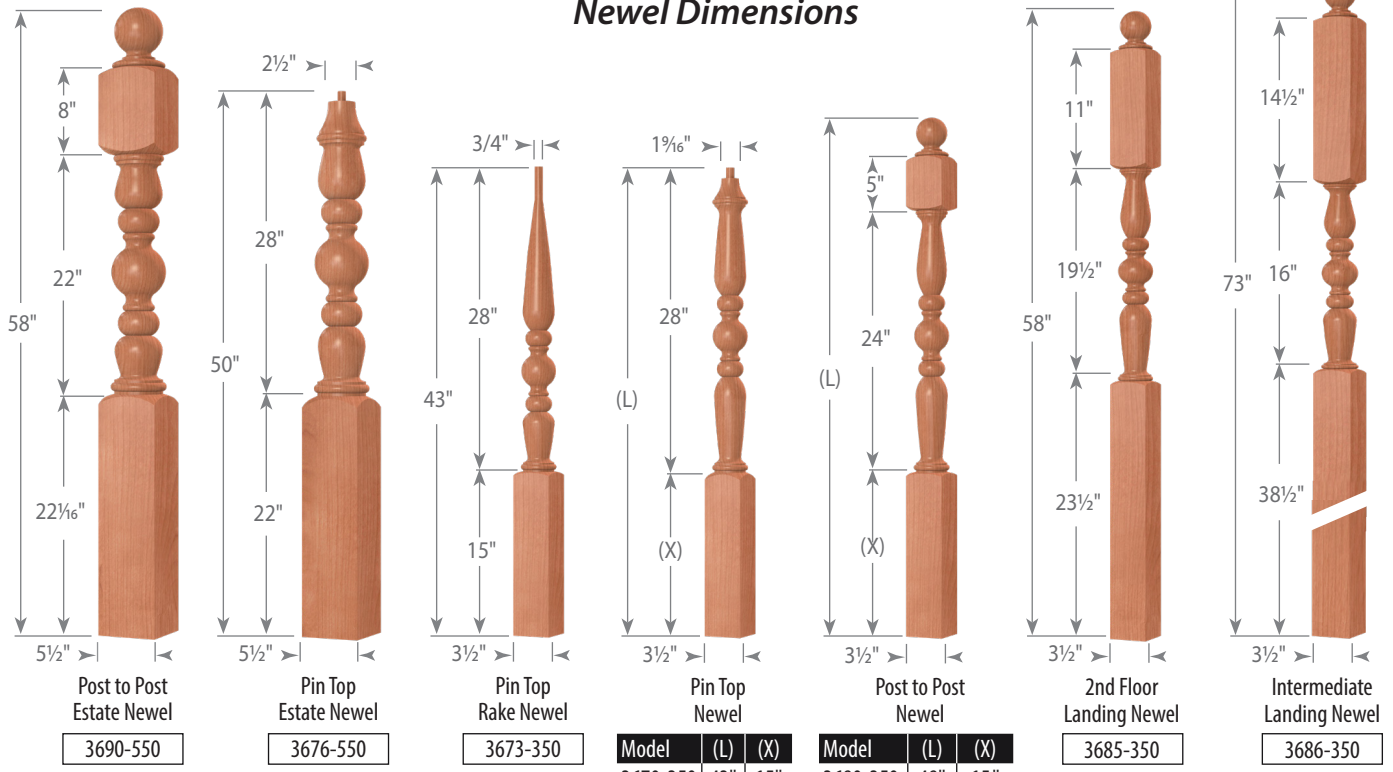
|                |            |
|----------------|------------|
| Baluster       | 1 3/4"     |
| Newel          | 3 1/2"     |
| Estate Newel   | 5 1/2"     |
| Kitchen Island | 3 1/2", 5" |
| Fireplace      | 4 1/2"     |

*Other Widths Available*

**Featured Milling Option:**

|                |    |
|----------------|----|
| Baluster       |    |
| Pineapple Ball | PB |

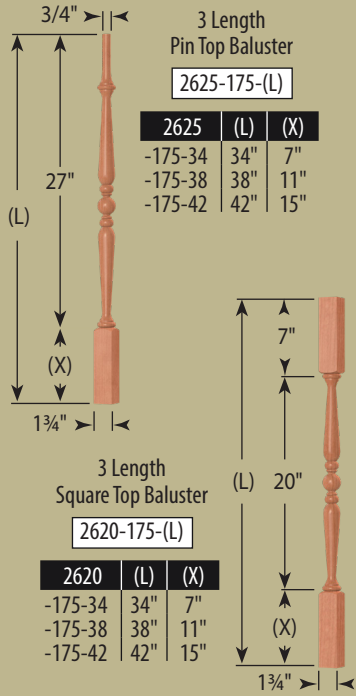
**Newel Dimensions**



*Post to Post Newels shown with Milan Ball Top (MBT). See all Post Top options on pages 276-278 in our catalog Edition 4.0.*



## Baluster Dimensions



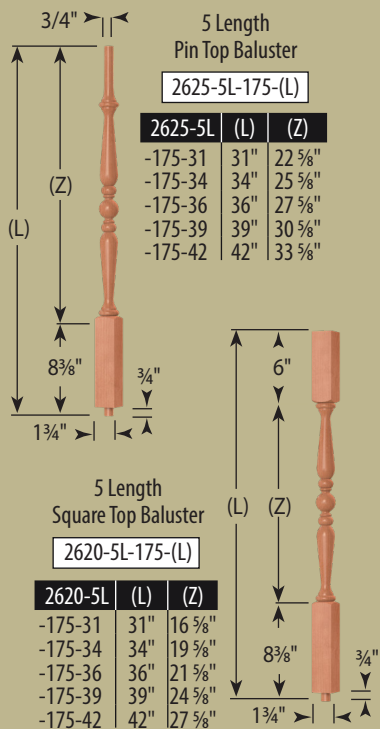
See page 32 in our catalog Edition 4.0 for 3 Length Baluster orientation on treads



### Wooden Dowel Pin

The bottom of each 3 length baluster is drilled and shipped with a loose wooden pin for installation.

Optional steel dowel screws also available.  
Order #3076-100PK (pack of 100).



See page 32 in our catalog Edition 4.0 for 5 Length Baluster orientation on treads

| Milling Options | Pineapple Ball | Reeded Ball |
|-----------------|----------------|-------------|
| Code            | PB             | RB          |

## 2625-175 (1 3/4" wide) Pin Top Balusters



Plain -PB -RB

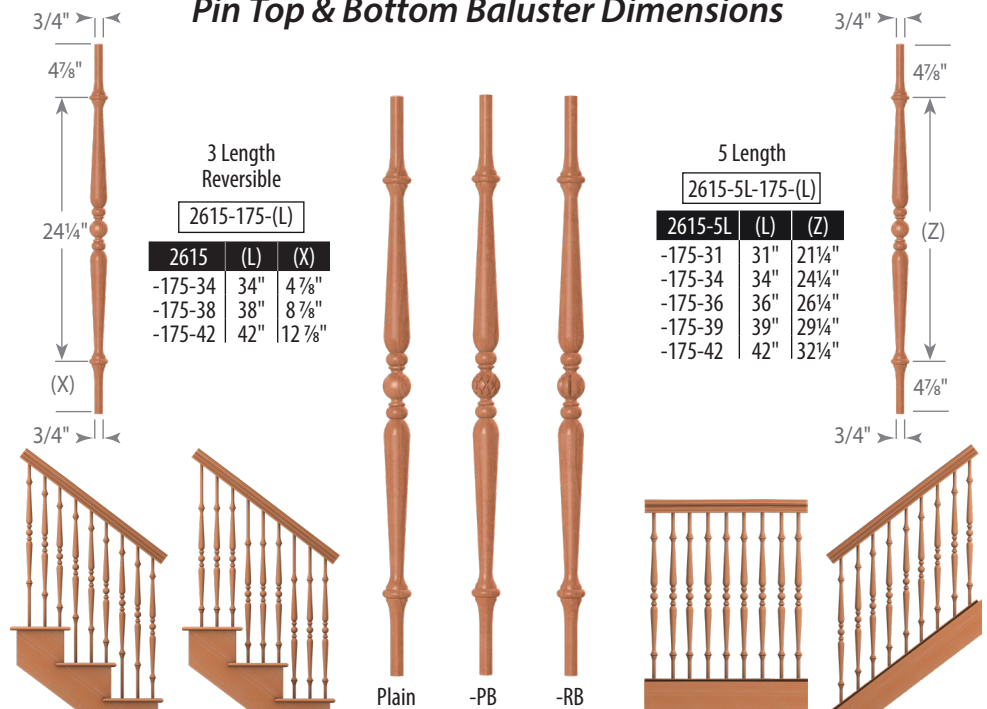
## 2620-175 (1 3/4" wide) Square Top Balusters



Plain -PB -RB

## 2615-175 (1 5/8" dia.)

### Pin Top & Bottom Baluster Dimensions



**3-Length Pin Top & Bottom Installation (Long End Down)**

**3-Length Pin Top & Bottom Installation (Long End Up)**

**5-Length Pin Top & Bottom Installation (Balcony)**

**5-Length Pin Top & Bottom Installation (Knee Wall)**

**NOTE:** Use 2615 3 length (3L) balusters (34", 38" & 42") for open tread applications with long end installed either at the rail or the tread

**NOTE:** Use 2615 5 length (5L) balusters (31", 34", 36", 39" & 42") for knee wall and balcony (level run) applications





\*\*\* MADE IN THE USA \*\*\*

|                                     |   |                                |   |                                 |  |                                     |  |
|-------------------------------------|---|--------------------------------|---|---------------------------------|--|-------------------------------------|--|
| Island Leg Example<br>102615-350-RB | Island Column<br>12615-350<br>12615-500 | Bar Leg (footed)<br>122615-350 | Island Leg (footed)<br>102615-350<br>102615-500 | Table Leg (footed)<br>92615-350 | Coffee Table Leg (footed)<br>82615-275 | End Table Leg (footed)<br>72615-225 | End Table Leg (w/stretcher block)<br>62615-225 |
|-------------------------------------|---|--------------------------------|---|---------------------------------|--|-------------------------------------|--|

### Bun Feet

52615

**Milan Series Bun Feet**

For more Bun Feet selections, see pages 274-275 in our catalog Edition 4.0.



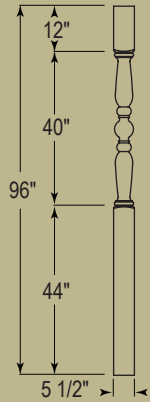
### Columns, Legs and Bun Feet Milling Options

|                                |                       |                    |
|--------------------------------|-----------------------|--------------------|
| <i>Milling Options Details</i> |                       |                    |
| <b>Name</b>                    | <b>Pineapple Ball</b> | <b>Reeded Ball</b> |
| <b>Code</b>                    | <b>P B</b>            | <b>R B</b>         |

| MILLING OPTION | CODE | Island Column | Legs | Bun Feet | Interior Post | Fireplace Column | Decorative Column |
|----------------|------|---------------|------|----------|---------------|------------------|-------------------|
| Pineapple Ball | PB   | ✓             | ✓    | ✓        | ✓             | ✓                | ✓                 |
| Reeded Ball    | RB   | ✓             | ✓    | ✓        | ✓             | ✓                | ✓                 |



### Interior Posts



Standard post size is 5 1/2" wide and 96" high.

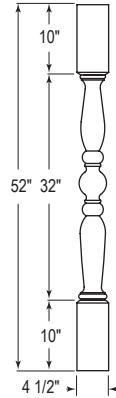


Interior Post Shown Plain

42615-550

Our columns and posts have not been tested for their weight bearing ability and therefore are sold as NON-weight bearing.

### Fireplace Columns



Top and bottom blocks are round



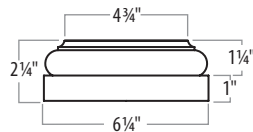
Fireplace Column Example

22615-450-PB

### Tuscan Base used for Cap and Base (optional)



Model No. BASETUS450



Fireplace Columns shown with Reeded Ball milling option.

See pages 288-289 in our catalog Edition 4.0 for more Fireplace Columns

### Decorative Solid Round Columns



### Decorative Solid Round Column Dimensions\*

| Column Size                             | 550                                 | 750                         | 950    |
|---|-------------------------------------|-----------------------------|--------|
| Bottom Dia. "A"                         | 5 1/2"                              | 7 1/2"                      | 9 1/2" |
| Top Dia. "B"                            | 5 1/2"                              | 7 1/2"                      | 9 1/2" |
| Round Bottom Block Height "P"           | 2"                                  | 2 3/8"                      | 3 3/8" |
| Round Top Block Height "Q"              | 1 1/2"                              | 2"                          | 2 1/2" |
| Standard Lengths (including cap & base) | 6'<br>7'<br>8'                      | 6'<br>7'<br>8'<br>9'<br>10' | 6'     |
| Cap & Base Included                     | Attic Base with Tuscan Base for Cap |                             |        |

\*Dimensions shown are after final field trimming of shaft bottom.

### Base/Cap Dimensions

|                                     |    |     |     |
|-------------------------------------|----|-----|-----|
| Tuscan Base Bottom Square Width "C" | 9" | 11" | 13" |
| Attic Base Bottom Square Width "CC" | 9" | 11" | 13" |



Tuscan Base used for Cap



Attic Base

See page 284 for all Base and Cap dimensions

7 1/2" x 96"  
Milan Series Column with Cap and Attic Base Example

32615-750-96-PB

NOTE: These columns are manufactured from solid blanks with face and edge grain.

See pages 282-283 in our catalog Edition 4.0 for more Columns



# OAK POINTE

WHERE TRADITION AND INNOVATION CREATE EXCELLENCE

96 NEW PACE ROAD  
NEWCOMERSTOWN  
OHIO 43832

P 740.498.9820

F 740.498.9821

**GENERAL INQUIRY**

[INFO@STAIRPARTSANDMORE.COM](mailto:INFO@STAIRPARTSANDMORE.COM)

**QUOTE REQUESTS**

[QUOTES@STAIRPARTSANDMORE.COM](mailto:QUOTES@STAIRPARTSANDMORE.COM)

**SUBMIT ORDERS**

[ORDERS@STAIRPARTSANDMORE.COM](mailto:ORDERS@STAIRPARTSANDMORE.COM)

Connect with us on:

