


Hampton Series

• CLASSIC COLLECTION

STAIR PARTS • LEGS • COLUMNS



Hampton Series

The Hampton Series is part of our **Classic Collection**, designed and manufactured by Oak Pointe includes familiar & new products for stairways but with Oak Pointe's typical expanded options including parts for fireplaces, columns, kitchens and more. All components in this collection are for *interior use only*.

Hampton Series
CLASSIC COLLECTION

Rope Twist RH (RTRH)
milling option shown



Kitchen Island Column



Balusters



Table Leg

Bun Foot



Post to Post Newel



Fireplace Column



Optional Colonial Newel Post Top (COL)

MADE IN THE USA ★ ★ ★

Suggested Handrails: To complement Hampton Series stair parts. For more selections of flat bottom and plowed handrails, see pages 263-265 in our catalog Edition 3.0.



6210



6310



6400



6519



6710

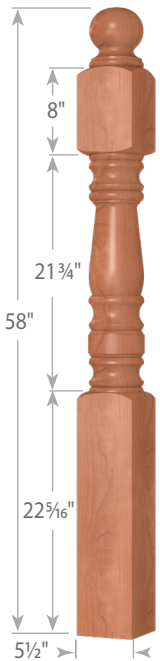


6910



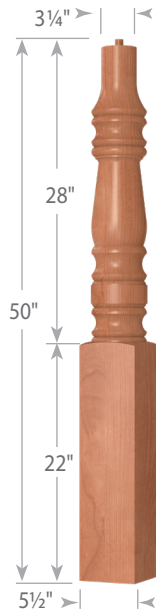
9500

Newel Dimensions



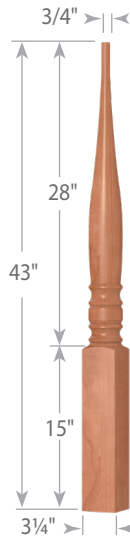
Post to Post Estate Newel

4550-550



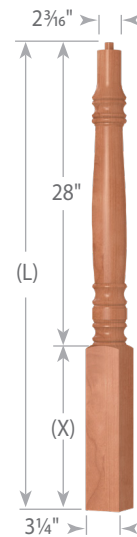
Pin Top Estate Newel

4276-550



Pin Top Rake Newel

4273-325




Pin Top Newel

Model	(L)	(X)
4270-325	43"	15"
4274-325	50"	22"
4275-325	58"	30"
4277-325	65"	37"
4278-325	73"	45"



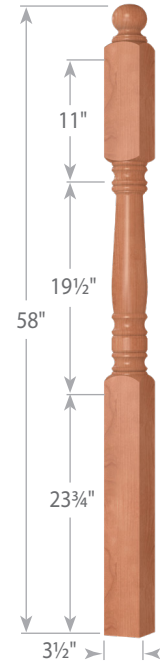
Post to Post Newel

Model	(L)
4004-350	48"
4005-350	58"
4006-350	73"



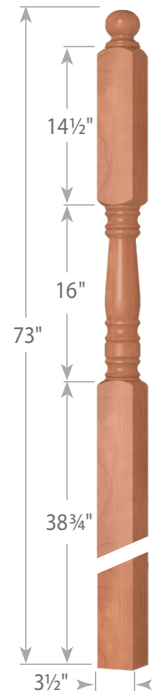
Post to Post Newel

Model	(L)	(X)
4500-350	48"	16 1/4"
4504-350	58"	26 1/4"
4553-350	62"	30 1/4"
4555-350	73"	41 1/4"
4558-350	78"	46 1/4"



2nd Floor Landing Newel

4503-350



Intermediate Landing Newel

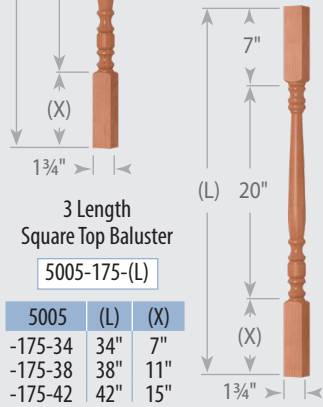

4505-350

NOTE! The following models are not available in Octagon milling options:

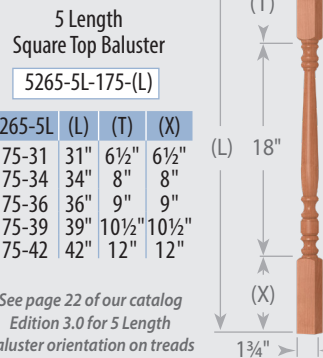
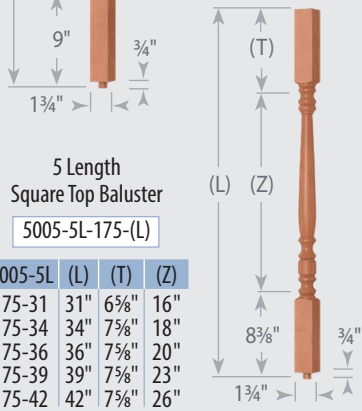
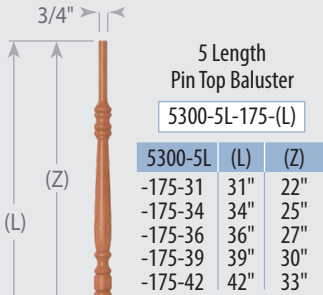
4273	4558
4276	
4550	

Post to Post Newels shown with Ball Top (BT), except 4004,5,6 shown with Spade Top (ST). See all Post Top options on pages 300-302 of our catalog Edition 3.0.

Baluster Dimensions



See page 22 of our catalog Edition 3.0 for 3 Length Baluster orientation on treads.



See page 22 of our catalog Edition 3.0 for 5 Length Baluster orientation on treads

Milling Options	Barley 2	Fluted	Octagon	Reeded	Rope Twist (LH)	Rope Twist (RH)	Rope Twist 1	Twist
Code	BAR2	F	OCT	R	RTLH	RTRH	RT1	TW


OCT

5300-175 Pin Top Balusters (1 3/4" wide)




Plain -BAR2 -F -OCT -R -RTRH -RT1 -TW

5005-175 Square Top Balusters (1 3/4" wide)



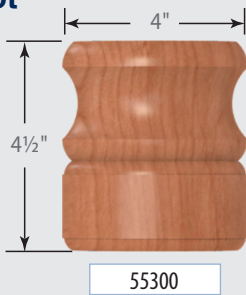
Plain -BAR2 -F -OCT -R -RTRH -RT1 -TW

Legs and Island Columns



Island Leg Example 105300-350-RTRH	Island Column 15300-350 15300-500	Bar Leg (Footed) 125300-350	Island Leg (Footed) 105300-350 105300-500	Table Leg (Footed) 95300-350	Coffee Table Leg (Footed) 85300-275	End Table Leg (Footed) 75300-225	End Table Leg (w/stretcher block) 65300-225
---------------------------------------	---	--------------------------------	---	---------------------------------	--	-------------------------------------	--

Bun Foot



Hampton Series Bun Foot

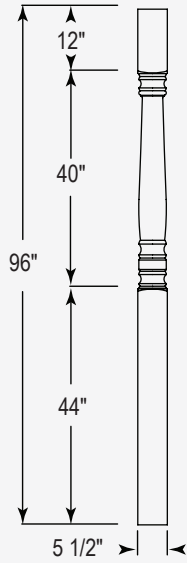
For more Bun Feet selections, see pages 298-299 of our catalog Edition 3.0.

MILLING OPTIONS	CODE	Island Column	Legs	Bun Feet	Interior Post	Fireplace Column	Decorative Column
Barley 2	BAR2	3	3		3	3	3
Fluted	F	3	3		3	3	3
Octagon	OCT	3	3 *				
Reeded	R	3	3		3	3	3
Rope Twist	RTLH	3	3		3	3	3
	RTRH	3	3		3	3	3
Rope Twist 1	RT1	3	3		3	3	3
Twist	TW	3	3		3	3	3

*Available on models 105300 and 95300

Milling Options Details								
Name	Barley 2	Fluted	Octagon	Reeded	Rope Twist LH	Rope Twist RH	Rope Twist 1	Twist
Code	BAR2	F	OCT	R	RTLH	RTRH	RT1	TW

Interior Posts



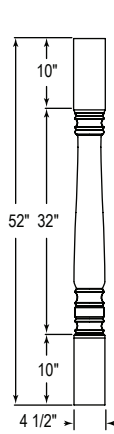
Standard post size is 5 1/2" wide and 96" high.

Interior Post Shown Plain

45300-550

Our columns and posts have not been tested for their weight bearing ability and therefore are sold as NON-weight bearing.

Fireplace Columns



Top and bottom blocks are round

Fireplace Column Example

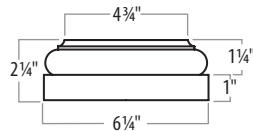
25300-450-BAR2

Tuscan Base

used for Cap and Base (optional)



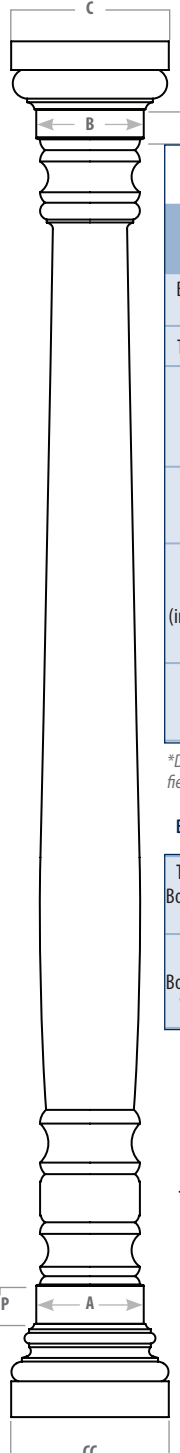
Model No. BASETUS450



Fireplace columns shown with Barley 2 milling option.

See pages 316-319 of our catalog Edition 3.0 for more Fireplace Columns

Decorative Solid Round Columns



Decorative Solid Round Column Dimensions*

Column Size	550	750	950
Bottom Dia. "A"	5 1/2"	7 1/2"	9 1/2"
Top Dia. "B"	5 1/2"	7 1/2"	9 1/2"
Round Bottom Block Height "P"	2"	2 5/8"	3 3/8"
Round Top Block Height "Q"	1 1/2"	2"	2 1/2"
Standard Lengths (including cap & base)	6' 7' 8'	6' 7' 8' 9' 10'	6'
Cap & Base Included	Attic Base with Tuscan Base for Cap		

*Dimensions shown are after final field trimming of shaft bottom.

Base/Cap Dimensions

Tuscan Base Bottom Square Width "C"	9"	11"	13"
Attic Base Bottom Square Width "CC"	9"	11"	13"



Tuscan Base used for Cap



Attic Base

See page 312 in our catalog Edition 3.0 for all Base and Cap dimensions

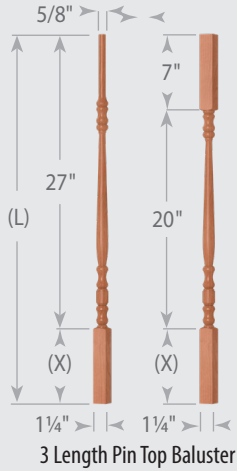
7 1/2" x 96"
Hampton Series Column with Cap and Attic Base Example

35300-750-96-BAR2

NOTE: These columns are manufactured from solid blanks with face and edge grain.

See pages 310-315 of our catalog Edition 3.0 for more Columns

Baluster Dimensions



5200-125-(L)

5200	(L)	(X)
-125-34	34"	7"
-125-38	38"	11"
-125-42	42"	15"

3 Length Square Top Baluster

5205-125-(L)

5205	(L)	(X)
-125-34	34"	7"
-125-38	38"	11"
-125-42	42"	15"

See page 22 in our catalog Edition 3.0 for 3 Length Baluster orientation on treads

Wooden Dowel Pin



The bottom of each 3 length baluster is drilled and shipped with a loose wooden pin for installation.



5200-5L-125-(L)

5200-5L	(L)	(Z)
-125-31	31"	22"
-125-34	34"	25"
-125-36	36"	27"
-125-39	39"	30"
-125-42	42"	33"

See page 22 in our catalog Edition 3.0 for 5 Length Baluster orientation on treads

Milling Options	Fluted	Reeded	Twist
Code	F	R	TW

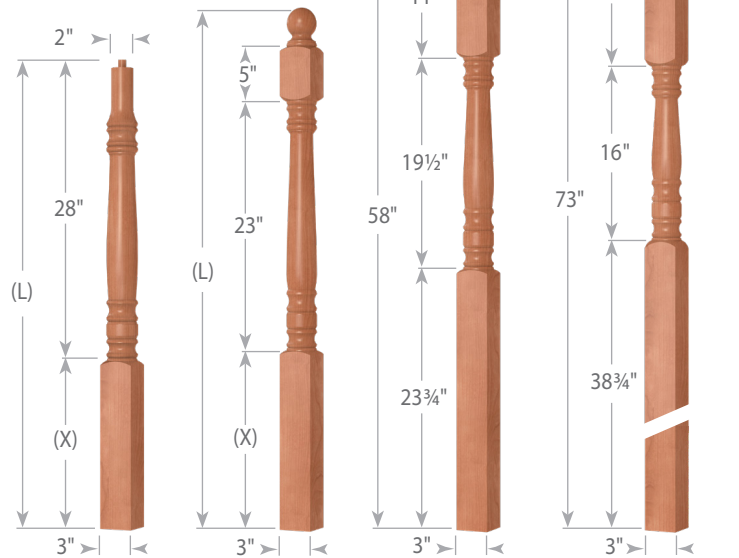
5200-125 Pin Top Balusters (1 1/4" wide)



5205-125 Square Top Balusters (1 1/4" wide)




Newel Dimensions




Model	(L)	(X)	Model	(L)	(X)
3270-300	43"	15"	4300-300	48"	16 1/4"
3274-300	50"	22"	4304-300	58"	26 1/4"
3275-300	58"	30"	4353-300	62"	30 1/4"
3277-300	65"	37"	4355-300	73"	41 1/4"
3278-300	73"	45"	4358-300	78"	46 1/4"

Post to Post Newels shown with Ball Top (BT). See all Post Top options on pages 300-302 in our catalog Edition 3.0.



Suggested Handrails: To complement Hampton Narrow Series stair parts. For more selections of flat bottom and plowed handrails, see pages 263-265.



Common to Extraordinary Stair Parts, Columns and other Millwork

Stair Parts

Iron Balusters

Stainless Steel

Cable & Glass Systems

Table Legs, Pedestals & Bun Feet

Island & Fireplace Columns

Tapered & No Tapered Columns

Columns for any Application

Finials & Carvings

Corbels & Mouldings

Novelty Items & Store Fixtures

Custom & Large Turnings

Interior & Exterior Applications

... and MORE!



www.StairPartsandMore.com

96 New Pace Road | Newcomerstown, Ohio 43832

P 740.498.9820 | F 740.498.9821

quotes@stairpartsandmore.com | orders@stairpartsandmore.com

Connect with us on:

