

Milan Series

◆ DIAMOND COLLECTION

STAIR PARTS • LEGS • COLUMNS



Milan Series

The Milan Series is part of our **Diamond Collection**, designed and manufactured by Oak Pointe includes familiar & new products for stairways but with Oak Pointe's typical expanded options including parts for fireplaces, columns, kitchens and more. All components in this collection are for *interior use only*.

Milan Series
DIAMOND COLLECTION

Reeded Ball (RB)
and Milan Ball Top
Reeded (MBTR)
milling options shown

Kitchen Island Column

Balusters

Bun Foot

Table Leg

Post to Post Newel

Fireplace Column

MADE IN THE USA ★ ★

Suggested Handrails: To complement Milan Series stair parts. For more selections of flat bottom and plowed handrails, see pages 263-265 in our catalog Edition3.0.




6210



6310



6400



6519

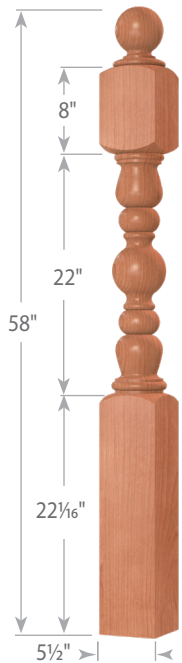


6710




6910

Newel Dimensions



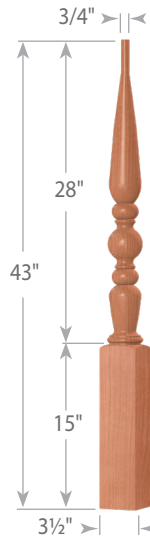
Post to Post Estate Newel

3690-550



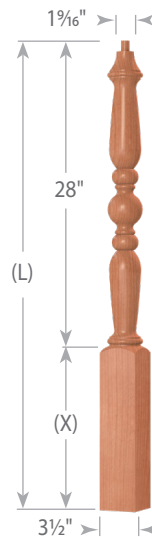
Pin Top Estate Newel

3676-550



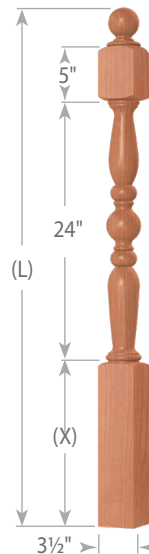
Pin Top Rake Newel

3673-350



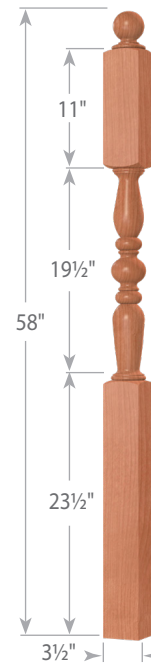
Pin Top Newel

Model	(L)	(X)
3670-350	43"	15"
3674-350	50"	22"
3675-350	58"	30"
3677-350	65"	37"
3678-350	73"	45"



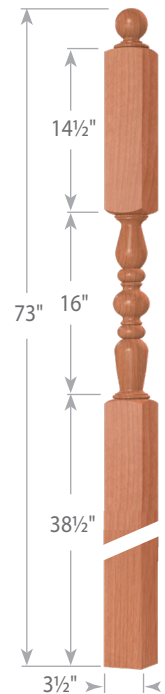
Post to Post Newel

Model	(L)	(X)
3680-350	48"	15"
3682-350	58"	25"
3693-350	62"	29"
3695-350	73"	40"
3698-350	78"	45"



2nd Floor Landing Newel

3685-350



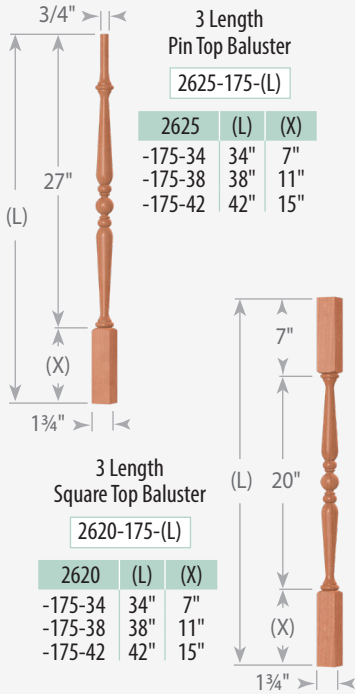
Intermediate Landing Newel

3646-350

Post to Post Newels shown with Milan Ball Top (MBT). See all Post Top options on pages 300-302 in our catalog Edition 3.0.

Milling Options	Pineapple Ball	Reeded Ball
Code	PB	RB

Baluster Dimensions



See page 22 for 3 Length Baluster orientation on treads
See page 22 in our catalog Edition 3.0 for 3 Length Baluster orientation on treads



Wooden Dowel Pin

The bottom of each 3 length baluster is drilled and shipped with a loose wooden pin for installation. Optional steel dowel screws also available. Order #3076-100PK (pack of 100).

2625-175 (1 3/4" wide) Pin Top Balusters



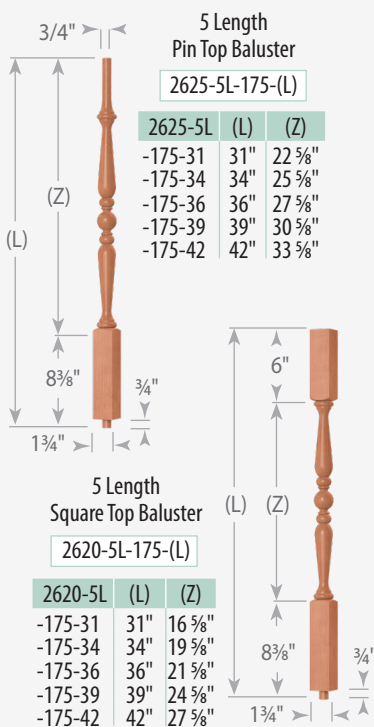
Plain -PB -RB

2620-175 (1 3/4" wide) Square Top Balusters

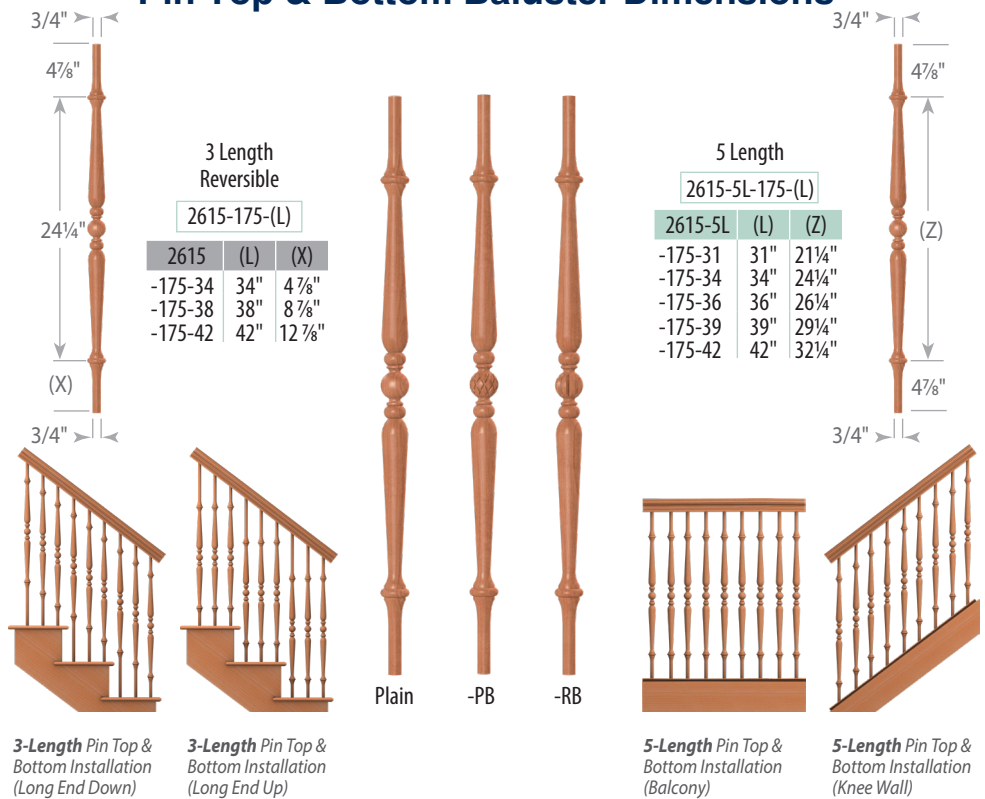


Plain -PB -RB

2615-175 (1 5/8" dia.) Pin Top & Bottom Baluster Dimensions



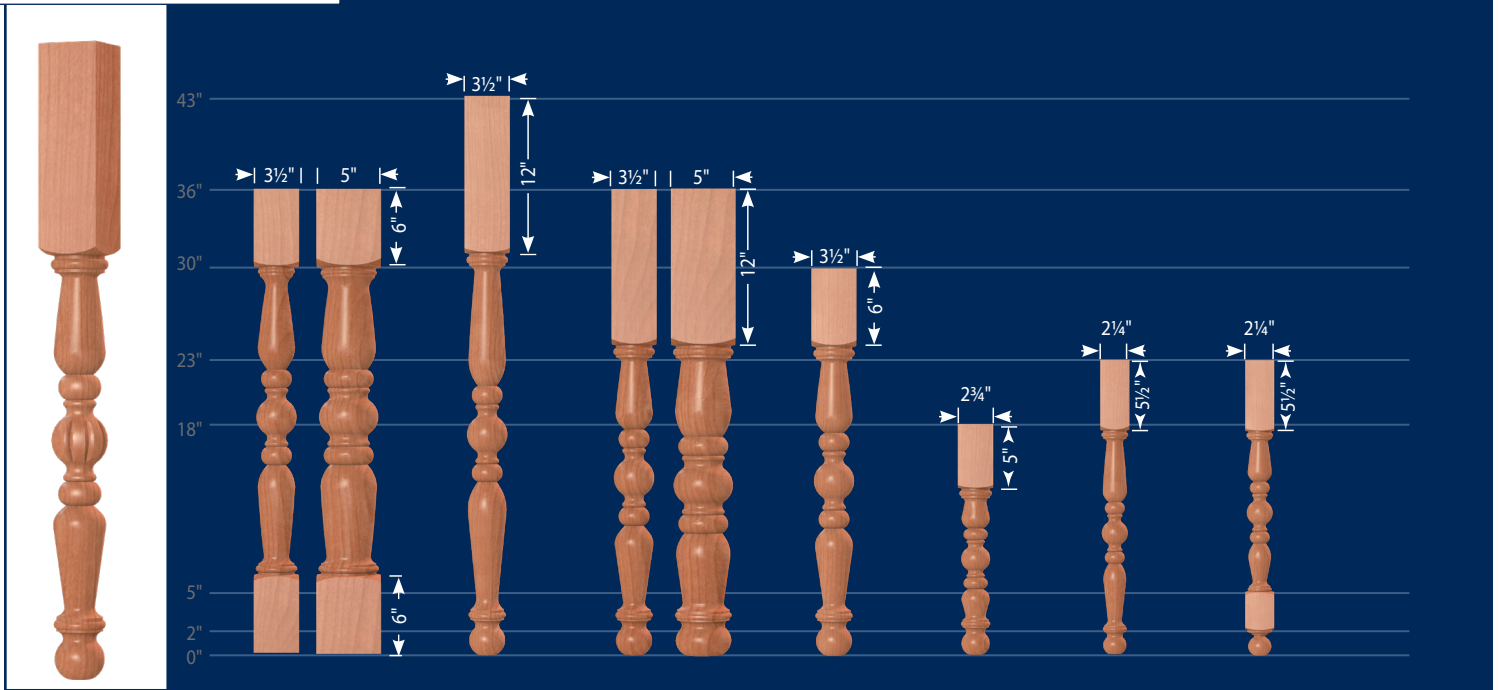
See page 22 in our catalog Edition 3.0 for 3 Length Baluster orientation on treads



NOTE: Use 2615 3 length (3L) balusters (34", 38" & 42") for open tread applications with long end installed either at the rail or the tread

NOTE: Use 2615 5 length (5L) balusters (31", 34", 36", 39" & 42") for knee wall and balcony (level run) applications

Milan Series
DIAMOND COLLECTION



Island Leg Example
102615-350-RB

Island Column
12615-350
12615-500

Bar Leg (footed)
122615-350

Island Leg (footed)
102615-350
102615-500

Table Leg (footed)
92615-350

Coffee Table Leg (footed)
82615-275

End Table Leg (footed)
72615-225

End Table Leg (w/stretcher block)
62615-225

Bun Feet

52615

Milan Series Bun Feet

For more Bun Feet selections, see pages 298-299 in our catalog Edition 3.0.

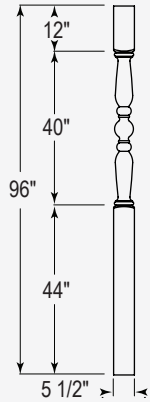


Columns, Legs and Bun Feet Milling Options

Milling Options Details		
Name	Pineapple Ball	Reeded Ball
Code	PB	RB

MILLING OPTIONS	CODE	Island Column	Legs	Bun Feet	Interior Post	Fireplace Column	Decorative Column
Pineapple Ball	PB	3	3	3	3	3	3
Reeded Ball	RB	3	3	3	3	3	3

Interior Posts



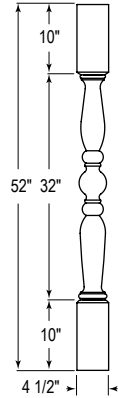
Standard post size is 5 1/2" wide and 96" high.



Interior Post
Shown Plain
42615-550

Our columns and posts have not been tested for their weight bearing ability and therefore are sold as NON-weight bearing.

Fireplace Columns



Top and bottom blocks are round

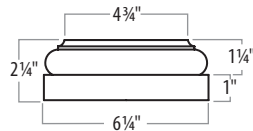


Fireplace Column Example
22615-450-PB

Tuscan Base
used for Cap and Base (optional)




Model No. BASETUS450



Fireplace Columns shown with Reeded Ball milling option.

See pages 316-319 in our catalog Edition 3.0 for more Fireplace Columns

Decorative Solid Round Columns



Decorative Solid Round Column Dimensions*

Column Size	550	750	950
Bottom Dia. "A"	5 1/2"	7 1/2"	9 1/2"
Top Dia. "B"	5 1/2"	7 1/2"	9 1/2"
Round Bottom Block Height "P"	2"	2 3/8"	3 3/8"
Round Top Block Height "Q"	1 1/2"	2"	2 1/2"
Standard Lengths (including cap & base)	6' 7' 8'	6' 7' 8' 9' 10'	6'
Cap & Base Included	Attic Base with Tuscan Base for Cap		

*Dimensions shown are after final field trimming of shaft bottom.

Base/Cap Dimensions

Tuscan Base Bottom Square Width "C"	9"	11"	13"
Attic Base Bottom Square Width "CC"	9"	11"	13"



Tuscan Base used for Cap



Attic Base

See page 312 in our catalog Edition 3.0 for all Base and Cap dimensions

7 1/2" x 96"
Milan Series Column with Cap and Attic Base Example
32615-750-96-PB



NOTE: These columns are manufactured from solid blanks with face and edge grain.

See pages 310-315 in our catalog Edition 3.0 for more Columns

Common to Extraordinary Stair Parts, Columns and other Millwork

Stair Parts

Iron Balusters

Stainless Steel

Cable & Glass Systems

Table Legs, Pedestals & Bun Feet

Island & Fireplace Columns

Tapered & No Tapered Columns

Columns for any Application

Finials & Carvings

Corbels & Mouldings

Novelty Items & Store Fixtures

Custom & Large Turnings

Interior & Exterior Applications

... and MORE!



www.StairPartsandMore.com

96 New Pace Road | Newcomerstown, Ohio 43832

P 740.498.9820 | F 740.498.9821

quotes@stairpartsandmore.com | orders@stairpartsandmore.com

Connect with us on:

